



Planning Performance Report

2024 Q4

2025 Q1

PS1 Delta Essex Local Authority Summary

2024 Q4

Local planning authority	Apps received	Apps decided	Apps withdrawn	Apps decisions delegated	Apps decisions delegated %	Apps given an extension of time
Brentwood	166	173	10	172	99%	116
Chelmsford	303	312	6	309	99%	54
Tendring	216	239	8	233	97%	45
Colchester	280	272	16	265	97%	96
Castle Point	87	91	3	88	97%	9
Southend-on-Sea	206	245	10	236	96%	116
Rochford	119	125	1	120	96%	47
Uttlesford	284	332	10	318	96%	115
Thurrock	182	178	10	170	96%	65
Braintree	230	239	19	228	95%	85
Basildon	188	184	12	173	94%	60
Maldon	110	119	5	106	89%	26
Harlow	61	55	5	46	84%	14

This data set provides a summary of information for a range of applications types.

The overall delegated decision rate was 96% for England and 96% for the East of England for Q4

PS1 Delta Essex Local Authority Summary

2025 Q1

Local planning authority	Apps received	Apps decided	Apps withdrawn	Apps decisions delegated	Apps decisions delegated %	Apps given an extension of time
Colchester	292	249	13	248	100%	83
Castle Point	147	112	5	111	99%	6
Rochford	122	111	2	110	99%	56
Thurrock	184	182	6	180	99%	68
Brentwood	210	176	9	174	99%	109
Chelmsford	396	294	7	289	98%	40
Uttlesford	318	297	22	290	98%	82
Maldon	123	84	3	81	96%	24
Basildon	182	166	8	158	95%	64
Braintree	289	205	23	194	95%	68
Southend-on-Sea	255	202	10	191	95%	105
Tendring	259	194	2	181	93%	42
Harlow	68	57	0	52	91%	17

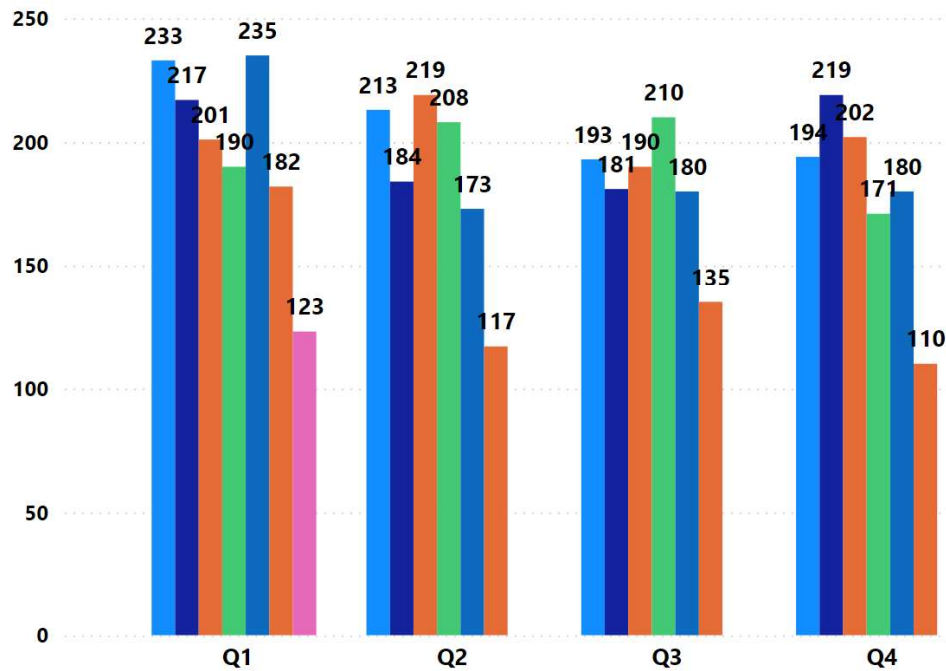
This data set provides a summary of information for a range of applications types.

The overall delegated decision rate was 96% for England and 96% for the East of England for Q1

PS1 Delta Maldon

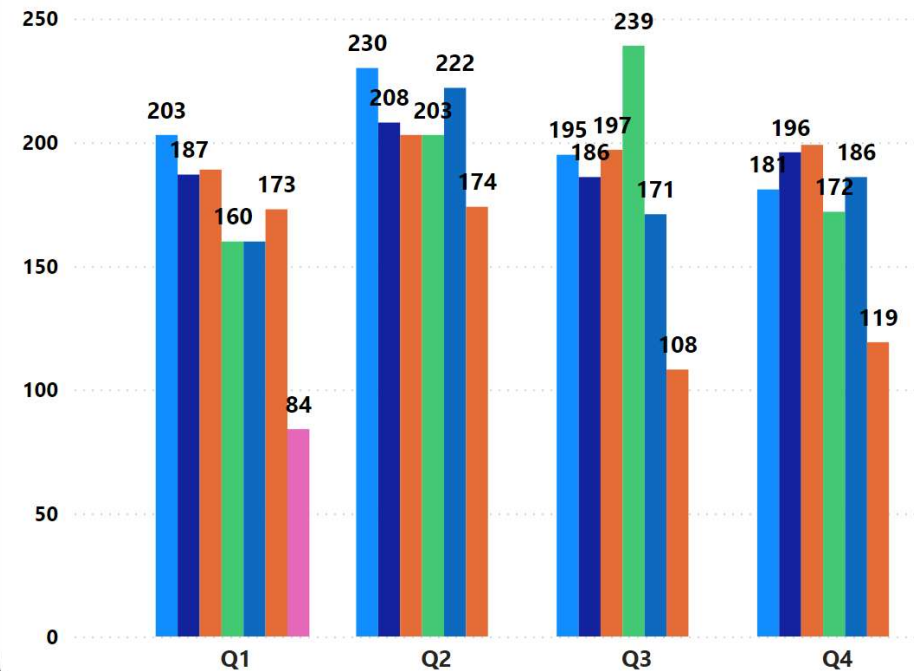
Number of Applications Received

Year ● 2019 ● 2020 ● 2021 ● 2022 ● 2023 ● 2024 ● 2025



Number of Applications Decided

Year ● 2019 ● 2020 ● 2021 ● 2022 ● 2023 ● 2024 ● 2025



This data set provides a Maldon ONLY overview for a range of applications received and decided

PS2 Delta Essex Local Authority Summary

2024 Q4

Local planning authority	Total decisions grand total (all)	Total granted grand total (all)	% Granted (all)	Total decided in time	% Decided in time (all)
Chelmsford	312	265	85%	274	88%
Colchester	272	225	83%	263	97%
Southend-on-Sea	245	202	82%	243	99%
Uttlesford	332	272	82%	238	72%
Braintree	239	191	80%	224	94%
Tendring	239	196	82%	220	92%
Thurrock	178	147	83%	174	98%
Brentwood	173	150	87%	163	94%
Basildon	184	147	80%	160	87%
Maldon	119	99	83%	108	91%
Rochford	125	98	78%	92	74%
Castle Point	91	70	77%	90	99%
Harlow	55	47	85%	50	91%

This data set covers applications decided, granted & whether they were decided in time for a range of applications, including residential & commercial applications.

The UK percentage granted rate was 86%, and for decisions made in time was 90% for Q4

The East of England was 86% for both percentage granted and for decisions made in time was 90% for Q4

Maldon District Council Operational Target - >90%

PS2 Delta Essex Local Authority Summary

2025 Q1

Local planning authority	Total decisions grand total (all)	Total granted grand total (all)	% Granted (all)	Total decided in time	% Decided in time (all)
Chelmsford	294	244	83%	271	92%
Uttlesford	297	222	75%	256	86%
Colchester	249	189	76%	242	97%
Southend-on-Sea	202	177	88%	201	100%
Braintree	205	181	88%	197	96%
Tendring	194	168	87%	182	94%
Thurrock	182	146	80%	174	96%
Brentwood	176	145	82%	167	95%
Basildon	166	137	83%	133	80%
Castle Point	112	88	79%	112	100%
Rochford	111	87	78%	85	77%
Maldon	84	73	87%	73	87%
Harlow	57	45	79%	52	91%

This data set covers applications decided, granted & whether they were decided in time for a range of applications, including residential & commercial applications.

The UK percentage granted rate was 87%, and for decisions made in time was 90% for Q1

The East of England was 86% for percentage granted and for decisions made in time was 91% for Q1

Maldon District Council Operational Target - >90%

PS2 Delta Essex Local Authority Summary

2024 Q4 - Granted % for Minor/Major/Other

Majors

Local planning authority	Total decisions major	Total granted major	% Granted (major)
Brentwood	2	2	100%
Chelmsford	8	8	100%
Harlow	3	3	100%
Rochford	3	3	100%
Tendring	12	11	92%
Basildon	11	10	91%
Uttlesford	10	9	90%
Colchester	9	8	89%
Southend-on-Sea	8	7	88%
Maldon	9	7	78%
Thurrock	8	6	75%
Braintree	9	6	67%
Castle Point	2	1	50%

Minors

Local planning authority	Total decisions minor	Total granted minor	% Granted (Minor)
Colchester	55	48	87%
Chelmsford	75	62	83%
Uttlesford	109	88	81%
Southend-on-Sea	67	54	81%
Thurrock	51	41	80%
Basildon	38	30	79%
Tendring	77	59	77%
Brentwood	41	31	76%
Braintree	76	56	74%
Maldon	40	29	73%
Harlow	15	10	67%
Rochford	27	17	63%
Castle Point	12	7	58%

Others

Local planning authority	Total decisions (other)	Total granted (other)	% Granted (Other)
Harlow	37	34	92%
Brentwood	130	117	90%
Maldon	70	63	90%
Chelmsford	229	195	85%
Thurrock	119	100	84%
Tendring	150	126	84%
Braintree	154	129	84%
Southend-on-Sea	170	141	83%
Uttlesford	213	175	82%
Rochford	95	78	82%
Colchester	208	169	81%
Castle Point	77	62	81%
Basildon	135	107	79%

This data set covers a split or Minor, Major or Other applications decided & granted

PS2 Delta Essex Local Authority Summary

2025 Q1- Granted % by Major/Minor/Other

Majors

Local planning authority	Total decisions major	Total granted major	% Granted (major)
Basildon	4	4	100%
Brentwood	4	4	100%
Castle Point	1	1	100%
Harlow	3	3	100%
Rochford	2	2	100%
Southend-on-Sea	5	5	100%
Braintree	11	10	91%
Chelmsford	9	8	89%
Thurrock	7	6	86%
Maldon	4	3	75%
Uttlesford	4	3	75%
Tendring	6	4	67%
Colchester	8	4	50%

Minors

Local planning authority	Total decisions minor	Total granted minor	% Granted (Minor)
Tendring	56	51	91%
Braintree	60	51	85%
Southend-on-Sea	67	56	84%
Castle Point	23	19	83%
Maldon	27	22	81%
Chelmsford	73	58	79%
Brentwood	41	31	76%
Thurrock	64	47	73%
Rochford	39	28	72%
Basildon	41	29	71%
Harlow	19	13	68%
Colchester	50	34	68%
Uttlesford	92	61	66%

Others

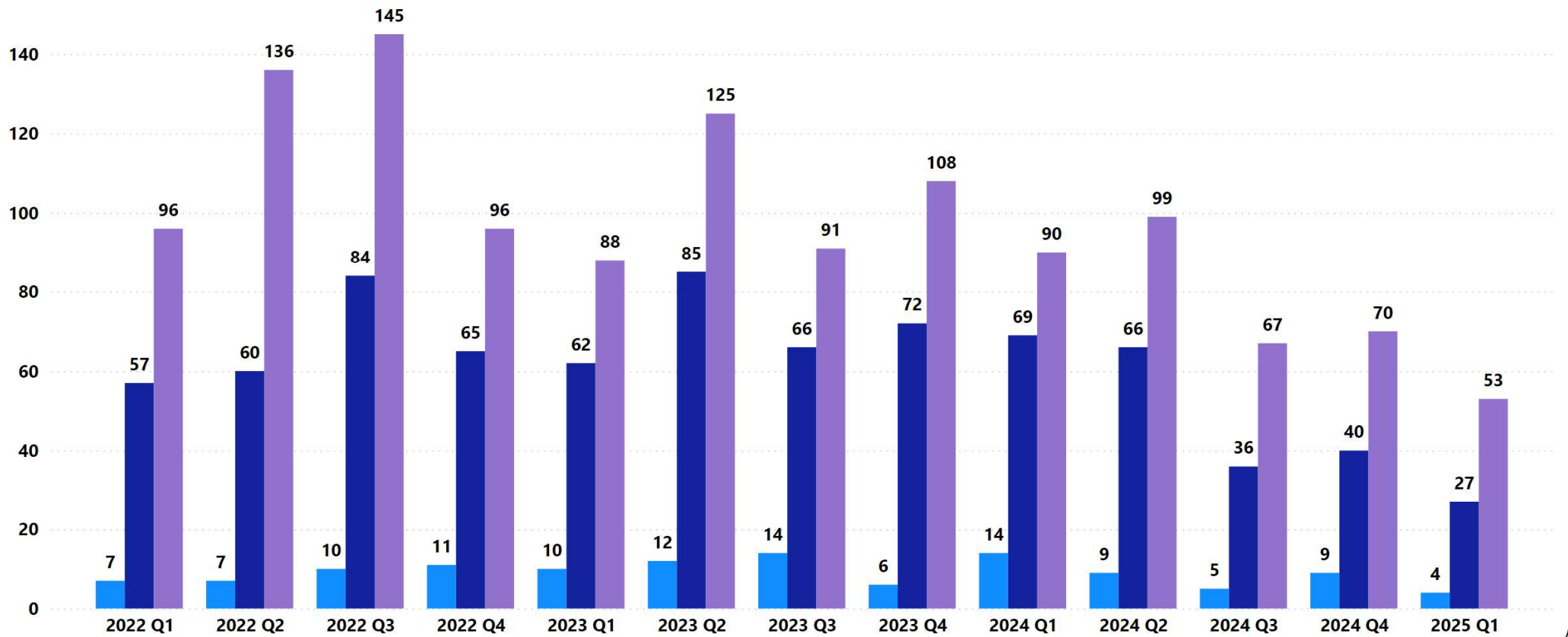
Local planning authority	Total decisions (other)	Total granted (other)	% Granted (Other)
Maldon	53	48	91%
Braintree	134	120	90%
Southend-on-Sea	130	116	89%
Basildon	121	104	86%
Tendring	132	113	86%
Brentwood	131	110	84%
Chelmsford	212	178	84%
Thurrock	111	93	84%
Harlow	35	29	83%
Rochford	70	57	81%
Colchester	191	151	79%
Uttlesford	201	158	79%
Castle Point	88	68	77%

This data set covers a split or Minor, Major or Other applications decided & granted

PS2 Delta - Maldon

Number of applications decided


● Total decisions major ● Total decisions minor ● Total decisions other




PS2 Delta Essex Local Authority Summary

2024 Q4 In time % for Minor/Major/Other


Major

Local planning authority	Total decisions major	Total decided in time Major	in time % Major
Basildon	11	11	100%
Brentwood	2	2	100%
Castle Point	2	2	100%
Colchester	9	9	100%
Harlow	3	3	100%
Rochford	3	3	100%
Southend-on-Sea	8	8	100%
Tendring	12	12	100%
Thurrock	8	8	100%
Uttlesford	10	10	100%
Braintree	9	8	89%
Chelmsford	8	7	88%
Maldon	9	7	78% 

Minor

Local planning authority	Total decisions minor	Total Decided in time Minor	in time % Minor
Castle Point	12	12	100%
Southend-on-Sea	67	67	100%
Colchester	55	52	95%
Thurrock	51	48	94%
Braintree	76	71	93%
Tendring	77	70	91%
Brentwood	41	35	85%
Maldon	40	34	85% 
Basildon	38	32	84%
Chelmsford	75	60	80%
Rochford	27	20	74%
Harlow	15	11	73%
Uttlesford	109	63	58%

Other

Local planning authority	Total decisions other	Total Decided in time Other	in time % Other
Thurrock	119	118	99%
Southend-on-Sea	170	168	99%
Castle Point	77	76	99%
Harlow	37	36	97%
Colchester	208	202	97%
Brentwood	130	126	97%
Maldon	70	67	96% 
Braintree	154	145	94%
Tendring	150	138	92%
Chelmsford	229	207	90%
Basildon	135	117	87%
Uttlesford	213	165	77%
Rochford	95	69	73%

This data set covers a split or Minor, Major or Other applications decided & whether they were in time

Source: PS1 Delta Dashboard

PS2 Delta Essex Local Authority Summary

2025 Q1 - In time % for Minor/Major/Other

Major

Local planning authority	Total decisions major	Total decided in time Major	in time % Major
Basildon	4	4	100%
Braintree	11	11	100%
Brentwood	4	4	100%
Castle Point	1	1	100%
Colchester	8	8	100%
Rochford	2	2	100%
Southend-on-Sea	5	5	100%
Tendring	6	6	100%
Uttlesford	4	4	100%
Chelmsford	9	8	89%
Thurrock	7	6	86%
Maldon	4	3	75%
Harlow	3	2	67%

Minor

Local planning authority	Total decisions minor	Total Decided in time Minor	in time % Minor
Castle Point	23	23	100%
Southend-on-Sea	67	66	99%
Braintree	60	58	97%
Colchester	50	47	94%
Chelmsford	73	67	92%
Thurrock	64	58	91%
Brentwood	41	37	90%
Harlow	19	17	89%
Tendring	56	50	89%
Uttlesford	92	73	79%
Basildon	41	31	76%
Rochford	39	29	74%
Maldon	27	20	74%

Other

Local planning authority	Total decisions (other)	Total Decided in time Other	in time % Other
Castle Point	88	88	100%
Southend-on-Sea	130	130	100%
Thurrock	111	110	99%
Colchester	191	187	98%
Brentwood	131	126	96%
Braintree	134	128	96%
Tendring	132	126	95%
Maldon	53	50	94%
Harlow	35	33	94%
Chelmsford	212	196	92%
Uttlesford	201	179	89%
Basildon	121	98	81%
Rochford	70	54	77%

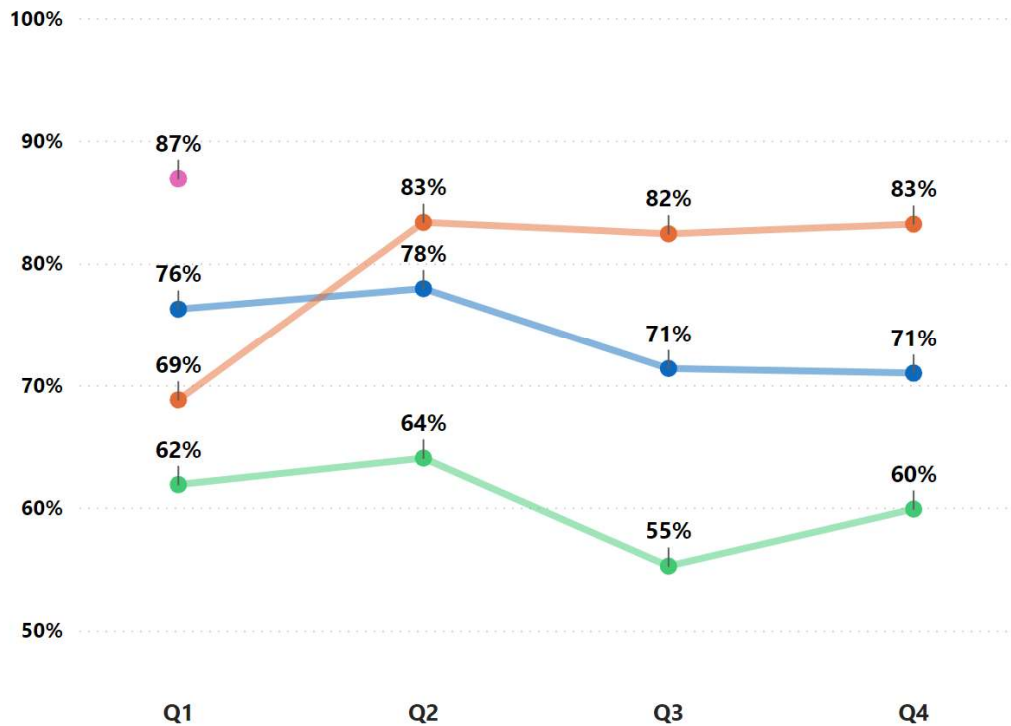
This data set covers a split or Minor, Major or Other applications decided & whether they were in time

Source: PS1 Delta Dashboard

PS2 Delta - Maldon

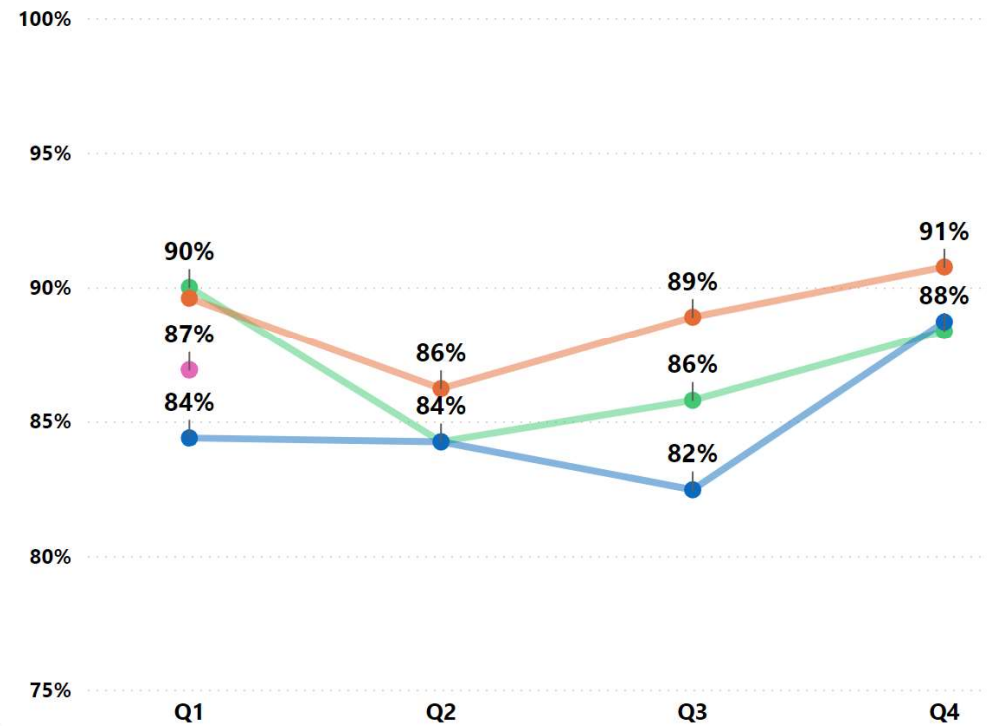
% of applications granted

Year ● 2022 ● 2023 ● 2024 ● 2025



% of applications decided on time

Year ● 2022 ● 2023 ● 2024 ● 2025



This data set covers Maldon ONLY applications decided split by Minor, Major or Other, along with granted % & decided in time % rates

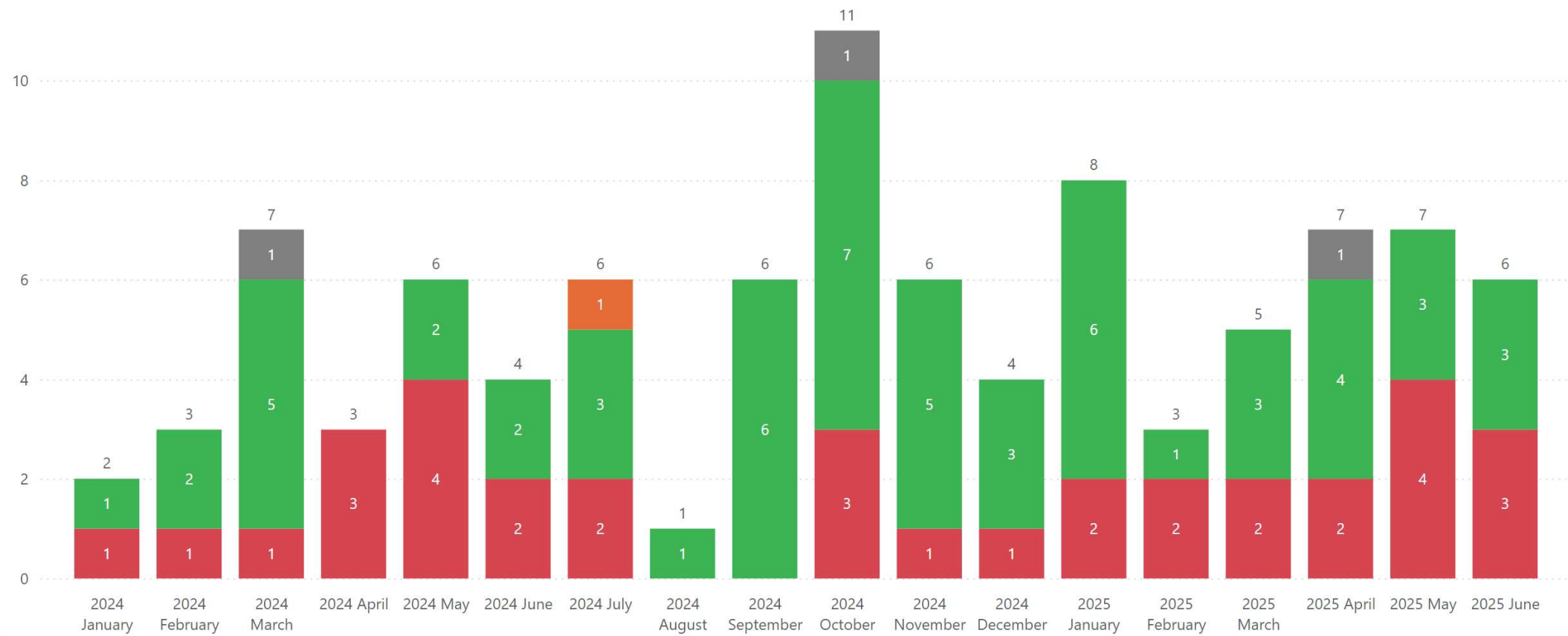
Appeals Data

Appeals

This section of the report covers appeal decisions received, any award costs & decisions source of recommendation

2024 Onwards - Total Appeal Decisions by Outcome

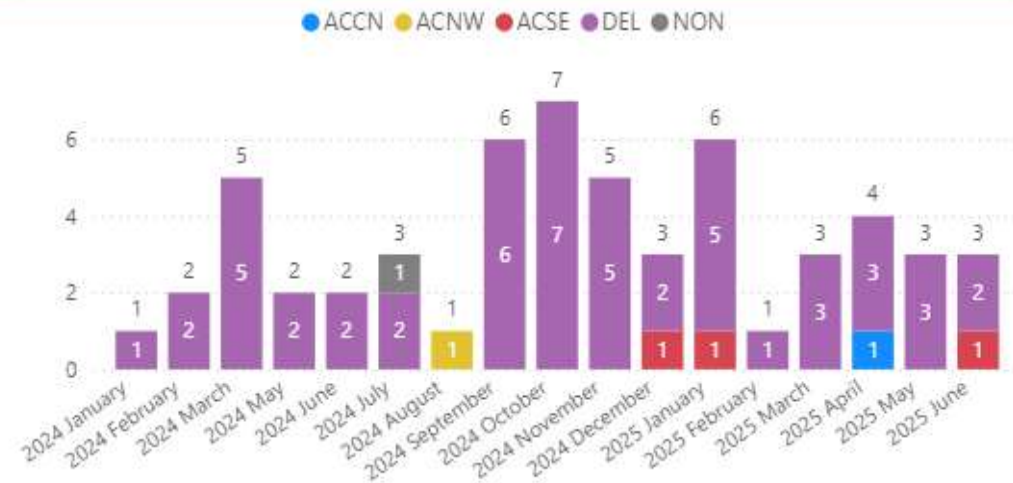
● Allow ● Dismiss ● Part Allow, Part Dismiss ● Withdrawn



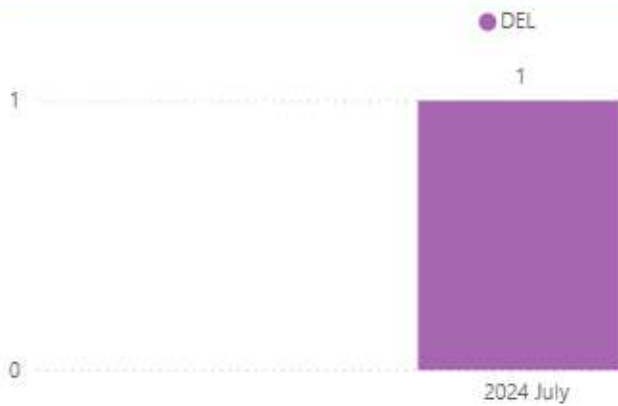
2024 Onwards - Allowed appeals by decision authority



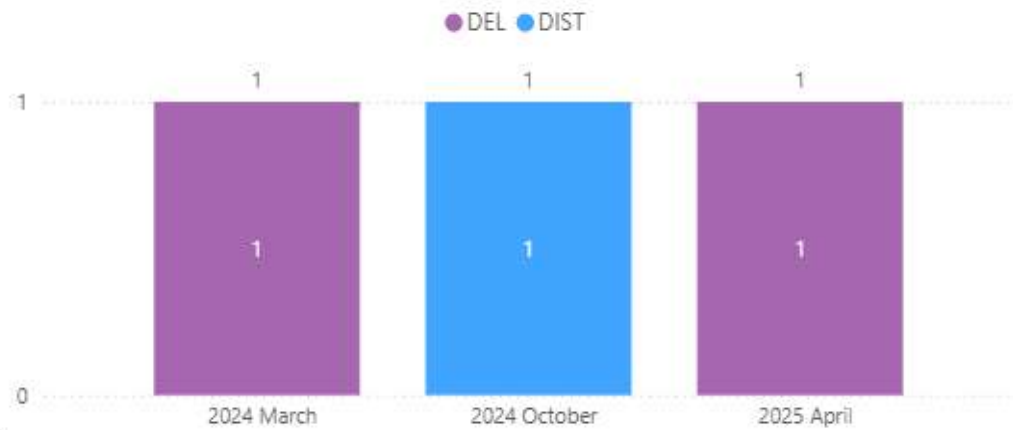
2024 Onwards - Dismissed appeals by decision authority



2024 Onwards - Part allowed Part dismissed appeals by decision authority



2024 Onwards - Withdrawn appeals by decision authority



2024 onwards - Cost information

Costs for the **allowed** appeal decisions

2024

- **1** appeals had an application for a **full award of costs** by the appellants against MDC **allowed** - *Delegated Refusal*
- **1** appeals had an application for a **partial ward of costs** by the appellants against MDC **allowed** - *Delegated Refusal*
- **2** appeals had an application for a **full ward of costs** by the appellants against MDC **refused** - *Delegated Refusal*
- **1** appeals had an application for a **full award of costs** by the appellants against MDC **allowed** - *Delegated Refusal*
- **1** appeals had an application for a **full ward of costs** by the appellants against MDC **allowed** - *Delegated Refusal*

2025

- **2** appeals had an application for a **full ward of costs** by the appellants against MDC **refused** - *Delegated Refusal*
- **1** appeal had an application for a **full/partial ward of costs** by the appellants against MDC **refused** - *Delegated Refusal*
- **1** appeal had an application for a **full/partial ward of costs** by the appellants against MDC **refused** - *Northwest Committee overturned rec to approve*

Costs for the **dismissed** appeal decisions

2024

- **1** appeal had an application for a **full award of costs** by the appellant against MDC **refused** - *Delegated Refusal*
- **3** appeal had an application for a **full award of costs** by the appellant against MDC **refused** - *Delegated Refusal*

2025

- **1** appeal had an application for a **full award of costs** by the appellant against MDC **refused** - *Delegated Refusal*