



# Planning Performance Report

2024 Q2

2024 Q3

---

# PS1 Delta Essex Local Authority Summary

## 2024 Q2


Local planning authority	Apps received	Apps decided	Apps withdrawn	Apps decisions delegated	Apps decisions delegated %	Apps given an extension of time
Chelmsford	324	313	6	313	100%	45
Brentwood	204	165	4	164	99%	91
Rochford	146	123	3	122	99%	44
Colchester	304	335	18	331	99%	121
Castle Point	108	96	4	94	98%	24
Tendring	252	243	7	237	98%	63
Basildon	193	178	14	172	97%	52
Thurrock	207	178	9	172	97%	68
Braintree	267	269	29	258	96%	95
Harlow	80	66	3	63	95%	23
Uttlesford	332	356	21	333	94%	137
Southend-on-Sea	237	241	2	219	91%	105
Maldon	117	174	6	157	90%	35

This data set provides a summary of information for a range of applications types.

**The overall delegated decision rate was 96% for England and 96% for the East of England for Q2**

# PS1 Delta Essex Local Authority Summary

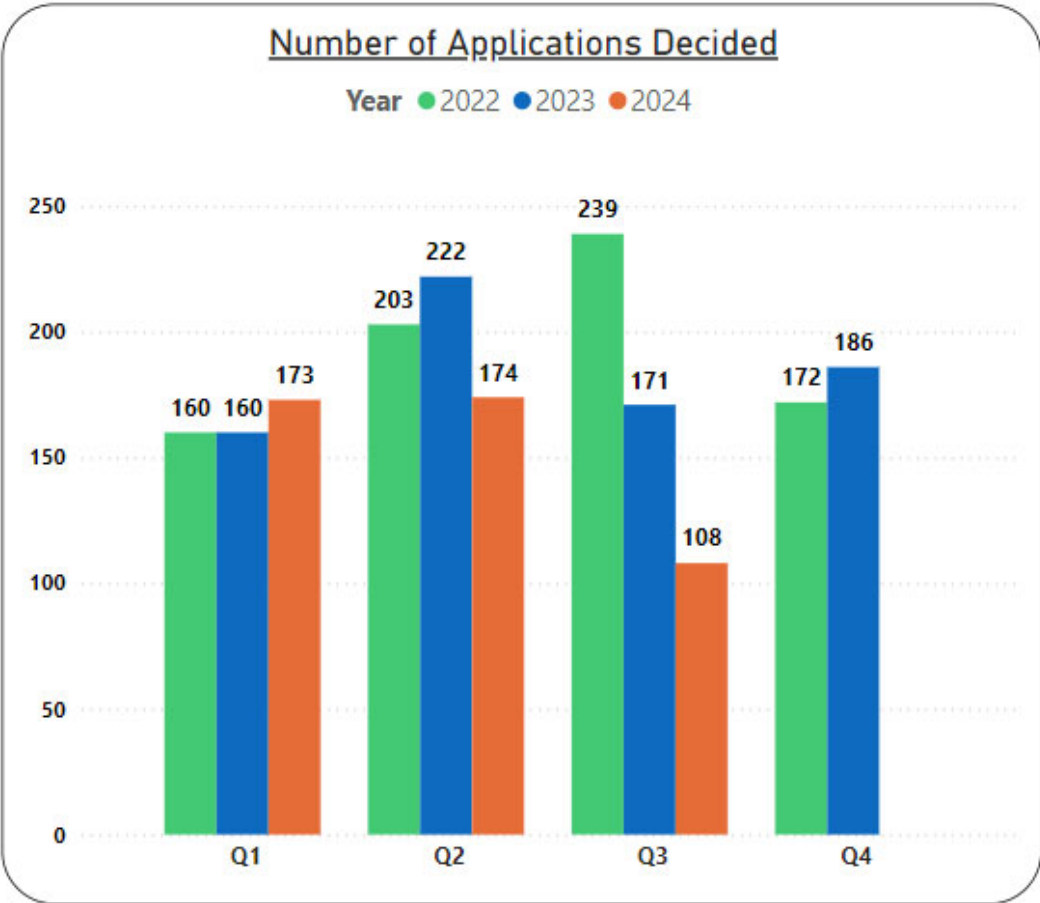
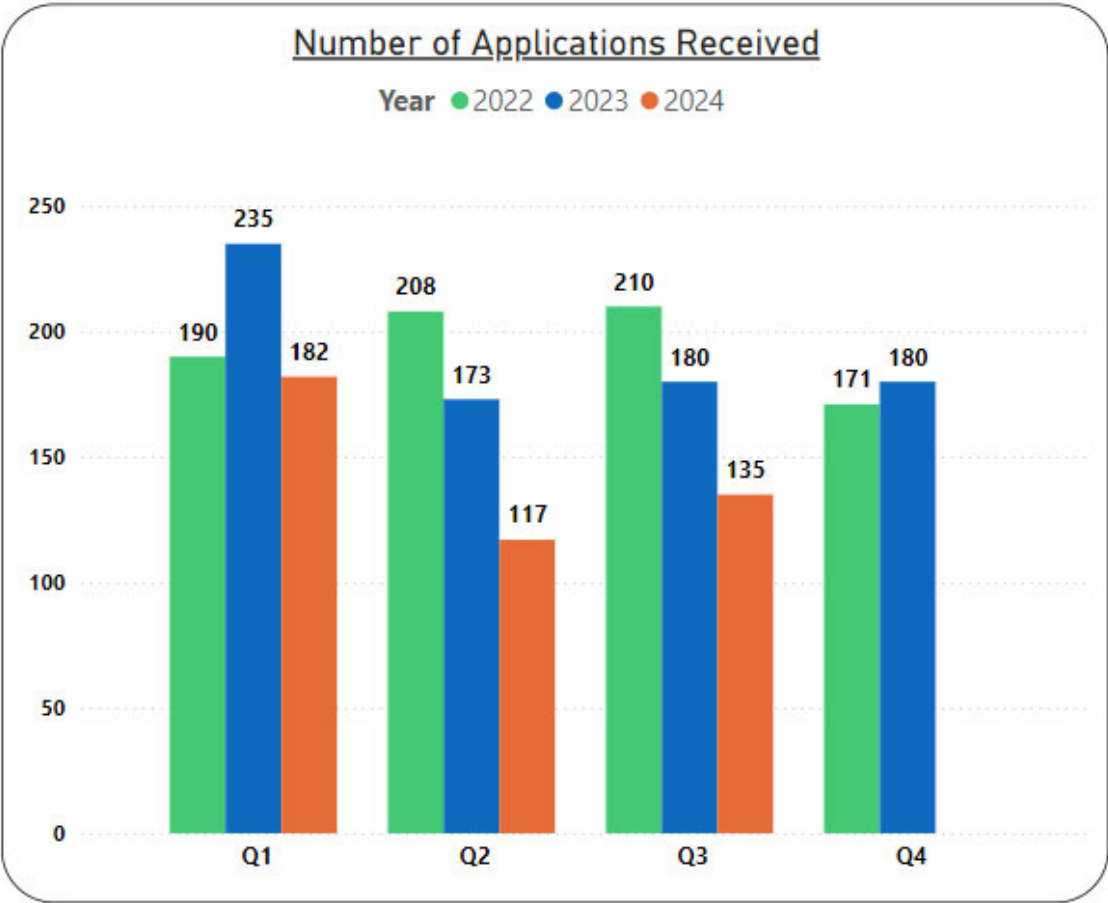
## 2024 Q3

Local planning authority	Apps received	Apps decided	Apps withdrawn	Apps decisions delegated	Apps decisions delegated %	Apps given an extension of time
Brentwood	162	173	4	171	99%	115
Colchester	270	285	7	281	99%	107
Chelmsford	311	317	2	311	98%	58
Thurrock	153	203	22	198	98%	92
Tendring	232	240	7	233	97%	38
Castle Point	99	125	8	121	97%	19
Rochford	128	146	2	141	97%	45
Braintree	248	256	20	247	96%	80
Southend-on-Sea	254	234	5	225	96%	121
Basildon	178	180	8	168	93%	59
Harlow	56	96	1	86	90%	32
Maldon	135	108	3	96	89% 	28
Uttlesford	330	288	13	256	89%	102

This data set provides a summary of information for a range of applications types.

**The overall delegated decision rate was 96% for England and 95% for the East of England for Q3**


# PS1 Delta Maldon



This data set provides a Maldon ONLY overview for a range of applications received and decided

# PS2 Delta Essex Local Authority Summary

## 2024 Q2

Local planning authority	Total decisions grand total (all)	Total granted grand total (all)	% Granted (all)	Total decided in time	% Decided in time (all)
Colchester	335	253	76%	326	97%
Chelmsford	313	253	81%	298	95%
Uttlesford	356	281	79%	279	78%
Braintree	269	217	81%	250	93%
Southend-on-Sea	241	202	84%	241	100%
Tendring	243	207	85%	210	86%
Thurrock	178	141	79%	177	99%
Brentwood	165	133	81%	153	93%
Maldon	174	145	83%	150	86% 
Basildon	178	134	75%	145	81%
Rochford	123	103	84%	110	89%
Castle Point	96	71	74%	95	99%
Harlow	66	51	77%	53	80%

This data set covers applications decided, granted & whether they were decided in time for a range of applications, including residential & commercial applications.


**The UK percentage granted rate was 86%, and for decisions made in time was 90% for Q2**

**The East of England was 84% for both percentage granted and for decisions made in time was 90% for Q2**

**Maldon District Council Operational Target - >90%**

# PS2 Delta Essex Local Authority Summary

## 2024 Q3

Local planning authority	Total decisions grand total (all)	Total granted grand total (all)	% Granted (all)	Total decided in time	% Decided in time (all)
Chelmsford	317	274	86%	290	91%
Colchester	285	223	78%	279	98%
Braintree	256	207	81%	238	93%
Southend-on-Sea	234	206	88%	234	100%
Uttlesford	288	246	85%	231	80%
Tendring	240	208	87%	229	95%
Thurrock	203	163	80%	203	100%
Brentwood	173	149	86%	163	94%
Basildon	180	135	75%	145	81%
Castle Point	125	102	82%	121	97%
Maldon	108	89	82%	96	89% 
Rochford	146	112	77%	91	62%
Harlow	96	82	85%	85	89%

This data set covers applications decided, granted & whether they were decided in time for a range of applications, including residential & commercial applications.


**The UK percentage granted rate was 87%, and for decisions made in time was 90% for Q3**


**The East of England was 89% for percentage granted and for decisions made in time was 88% for Q3**


**Maldon District Council Operational Target - >90%**

# PS2 Delta Essex Local Authority Summary

## 2024 Q2 - Granted % for Minor/Major/Other

Local planning authority	Total decisions major	Total granted major	% Granted (major)
Basildon	5	5	100%
Braintree	6	6	100%
Brentwood	1	1	100%
Harlow	5	5	100%
Uttlesford	8	8	100%
Tendring	11	10	91%
Colchester	9	8	89%
Thurrock	14	11	79%
Maldon	9	7	78% 
Southend-on-Sea	3	2	67%
Castle Point	2	1	50%
Chelmsford	5	2	40%
Rochford	0	0	0%

Local planning authority	Total decisions minor	Total granted minor	% Granted (Minor)
Southend-on-Sea	75	66	88%
Tendring	77	64	83%
Thurrock	46	36	78%
Maldon	66	50	76% 
Brentwood	42	31	74%
Colchester	81	59	73%
Uttlesford	117	85	73%
Rochford	29	21	72%
Braintree	84	58	69%
Basildon	35	24	69%
Chelmsford	71	47	66%
Harlow	19	12	63%
Castle Point	25	15	60%

Local planning authority	Total decisions (other)	Total granted (other)	% Granted (Other)
Maldon	99	88	89% 
Rochford	94	82	87%
Chelmsford	237	204	86%
Tendring	155	133	86%
Braintree	179	153	85%
Brentwood	122	101	83%
Southend-on-Sea	163	134	82%
Uttlesford	231	188	81%
Harlow	42	34	81%
Castle Point	69	55	80%
Thurrock	118	94	80%
Basildon	138	105	76%
Colchester	245	186	76%

This data set covers a split or Minor, Major or Other applications decided & granted

## PS2 Delta Essex Local Authority Summary

### 2024 Q3- Granted % for Minor/Major/Other

Local planning authority	Total decisions major	Total granted major	% Granted (major)
Basildon	6	6	100%
Castle Point	2	2	100%
Rochford	5	5	100%
Southend-on-Sea	3	3	100%
Tendring	9	9	100%
Chelmsford	9	8	89%
Uttlesford	21	18	86%
Colchester	10	8	80%
Harlow	8	6	75%
Thurrock	7	5	71%
Braintree	9	6	67%
Brentwood	3	2	67%
Maldon	5	3	60%

Local planning authority	Total decisions minor	Total granted minor	% Granted (Minor)
Harlow	18	16	89%
Southend-on-Sea	75	66	88%
Brentwood	44	37	84%
Uttlesford	76	62	82%
Maldon	36	29	81%
Thurrock	49	39	80%
Castle Point	29	23	79%
Basildon	44	34	77%
Tendring	56	43	77%
Chelmsford	71	54	76%
Braintree	62	46	74%
Rochford	42	28	67%
Colchester	65	41	63%

Local planning authority	Total decisions (other)	Total granted (other)	% Granted (Other)
Chelmsford	237	212	89%
Tendring	175	156	89%
Southend-on-Sea	156	137	88%
Brentwood	126	110	87%
Uttlesford	191	166	87%
Harlow	70	60	86%
Maldon	67	57	85%
Braintree	185	155	84%
Colchester	210	174	83%
Castle Point	94	77	82%
Thurrock	147	119	81%
Rochford	99	79	80%
Basildon	130	95	73%

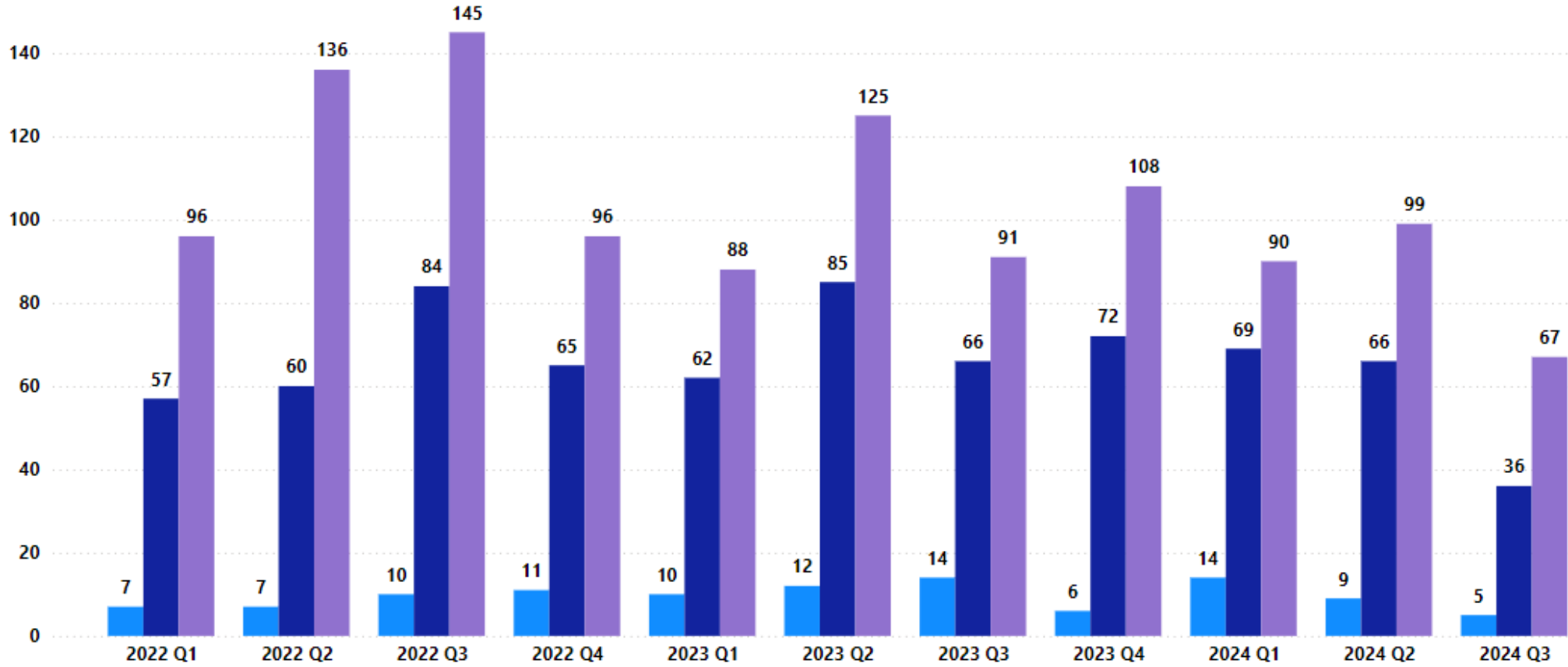
This data set covers a split or Minor, Major or Other applications decided & granted



# PS2 Delta - Maldon

Number of applications decided

● Total decisions major ● Total decisions minor ● Total decisions other



Source: PS1 Delta Dashboard

# PS2 Delta Essex Local Authority Summary

## 2024 Q2 In time % for Minor/Major/Other

Local planning authority	Total decisions minor	Total Decided in time Minor	in time % Minor
Castle Point	25	25	100%
Southend-on-Sea	75	75	100%
Thurrock	46	46	100%
Colchester	81	78	96%
Chelmsford	71	65	92%
Brentwood	42	38	90%
Braintree	84	75	89%
Tendring	77	68	88%
Maldon	66	53	80%
Harlow	19	14	74%
Rochford	29	19	66%
Basildon	35	22	63%
Uttlesford	117	71	61%


Local planning authority	Total decision s major	Total decided in time Major	in time % Major
Braintree	6	6	100%
Brentwood	1	1	100%
Castle Point	2	2	100%
Colchester	9	9	100%
Southend-on-Sea	3	3	100%
Uttlesford	8	8	100%
Thurrock	14	13	93%
Tendring	11	10	91%
Basildon	5	4	80%
Maldon	9	6	67%
Chelmsford	5	3	60%
Harlow	5	3	60%
Rochford	0	0	0%


Local planning authority	Total decisions (other)	Total Decided in time Other	in time % Other
Southend-on-Sea	163	163	100%
Thurrock	118	118	100%
Castle Point	69	68	99%
Colchester	245	239	98%
Chelmsford	237	230	97%
Rochford	94	91	97%
Braintree	179	169	94%
Brentwood	122	114	93%
Maldon	99	91	92%
Uttlesford	231	200	87%
Basildon	138	119	86%
Harlow	42	36	86%
Tendring	155	132	85%


This data set covers a split or Minor, Major or Other applications decided & whether they were in time

# PS2 Delta Essex Local Authority Summary

## 2024 Q3 - In time % for Minor/Major/Other

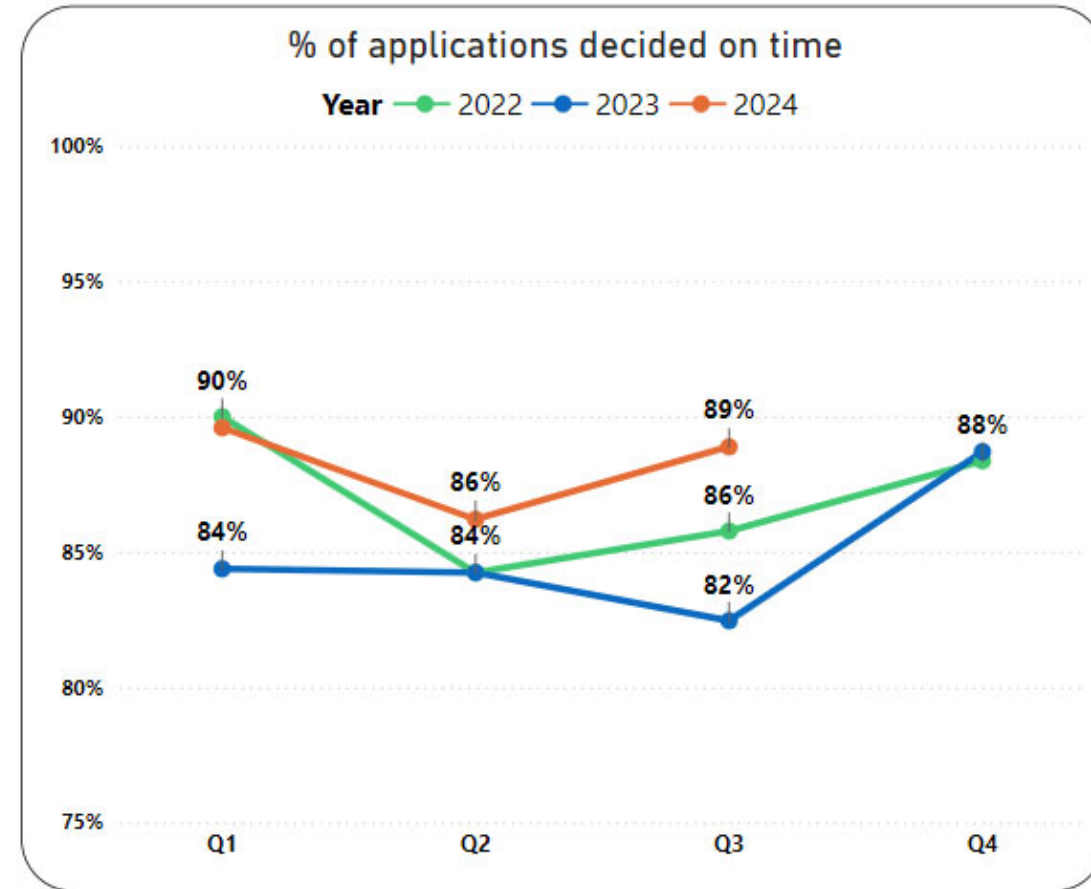
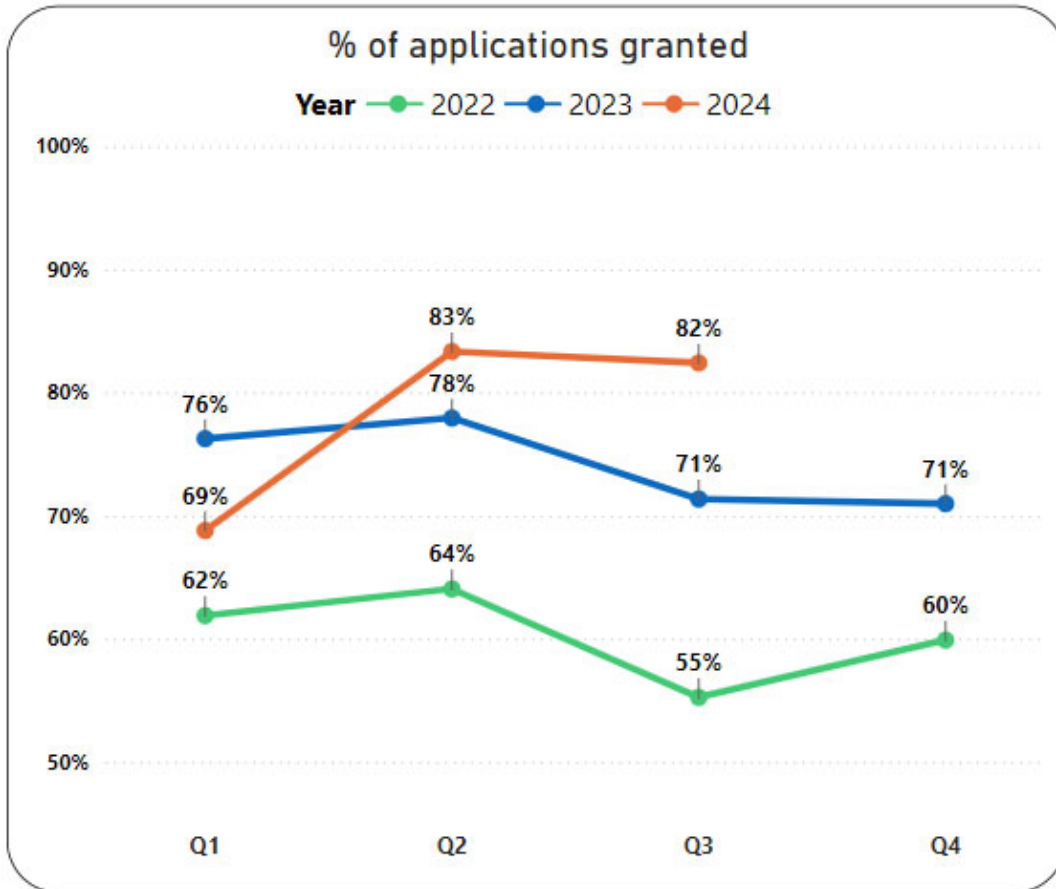
Local planning authority	Total decisions minor	Total Decided in time Minor	in time % Minor
Southend-on-Sea	75	75	100%
Tendring	56	56	100%
Thurrock	49	49	100%
Colchester	65	62	95%
Harlow	18	17	94%
Castle Point	29	26	90%
Braintree	62	55	89%
Brentwood	44	39	89%
Maldon	36	31	86% 
Chelmsford	71	59	83%
Basildon	44	33	75%
Uttlesford	76	57	75%
Rochford	42	22	52%

Local planning authority	Total decisions major	Total decided in time Major	in time % Major
Basildon	6	6	100%
Braintree	9	9	100%
Brentwood	3	3	100%
Castle Point	2	2	100%
Colchester	10	10	100%
Harlow	8	8	100%
Rochford	5	5	100%
Southend-on-Sea	3	3	100%
Thurrock	7	7	100%
Uttlesford	21	19	90%
Tendring	9	8	89%
Maldon	5	4	80% 
Chelmsford	9	7	78%

Local planning authority	Total decisions (other)	Total Decided in time Other	in time % Other
Southend-on-Sea	156	156	100%
Thurrock	147	147	100%
Castle Point	94	93	99%
Colchester	210	207	99%
Brentwood	126	121	96%
Chelmsford	237	224	95%
Tendring	175	165	94%
Braintree	185	174	94%
Maldon	67	61	91% 
Harlow	70	60	86%
Basildon	130	106	82%
Uttlesford	191	155	81%
Rochford	99	64	65%

This data set covers a split or Minor, Major or Other applications decided & whether they were in time

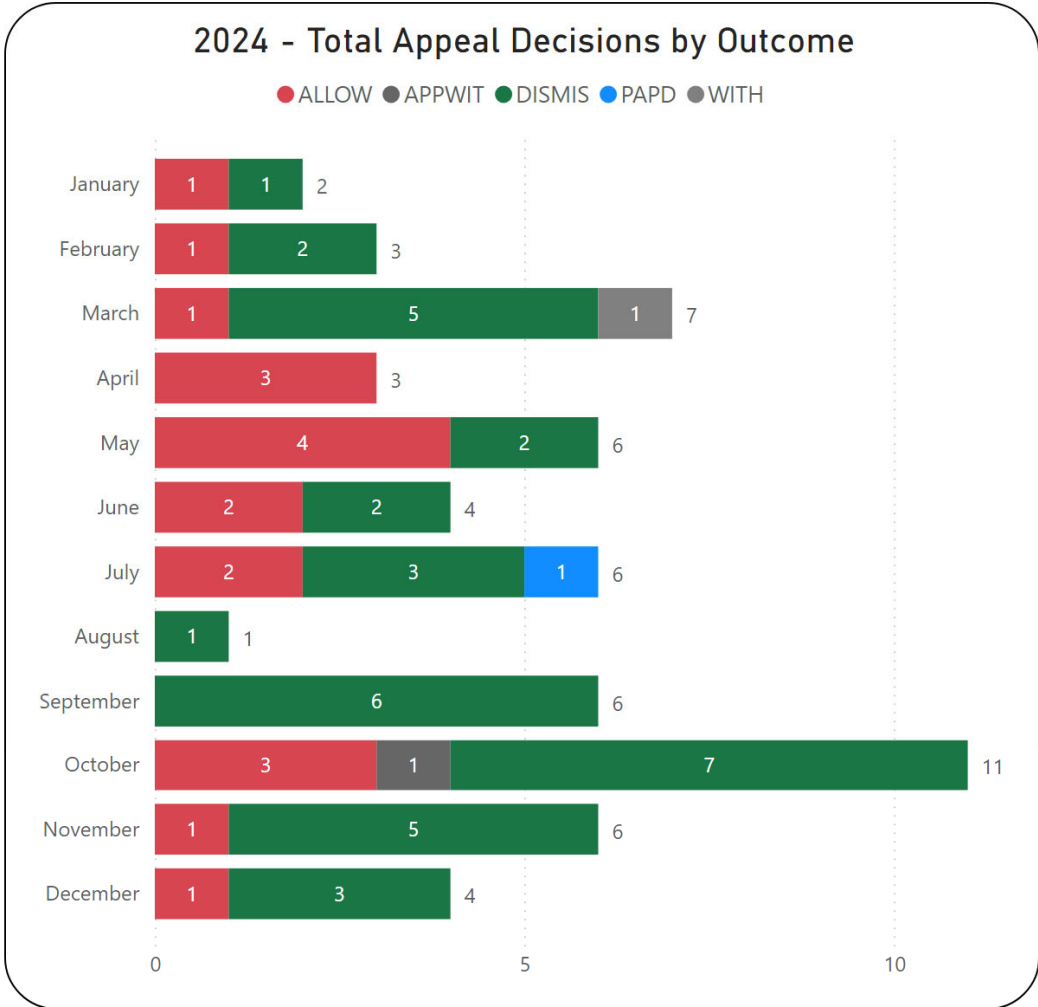
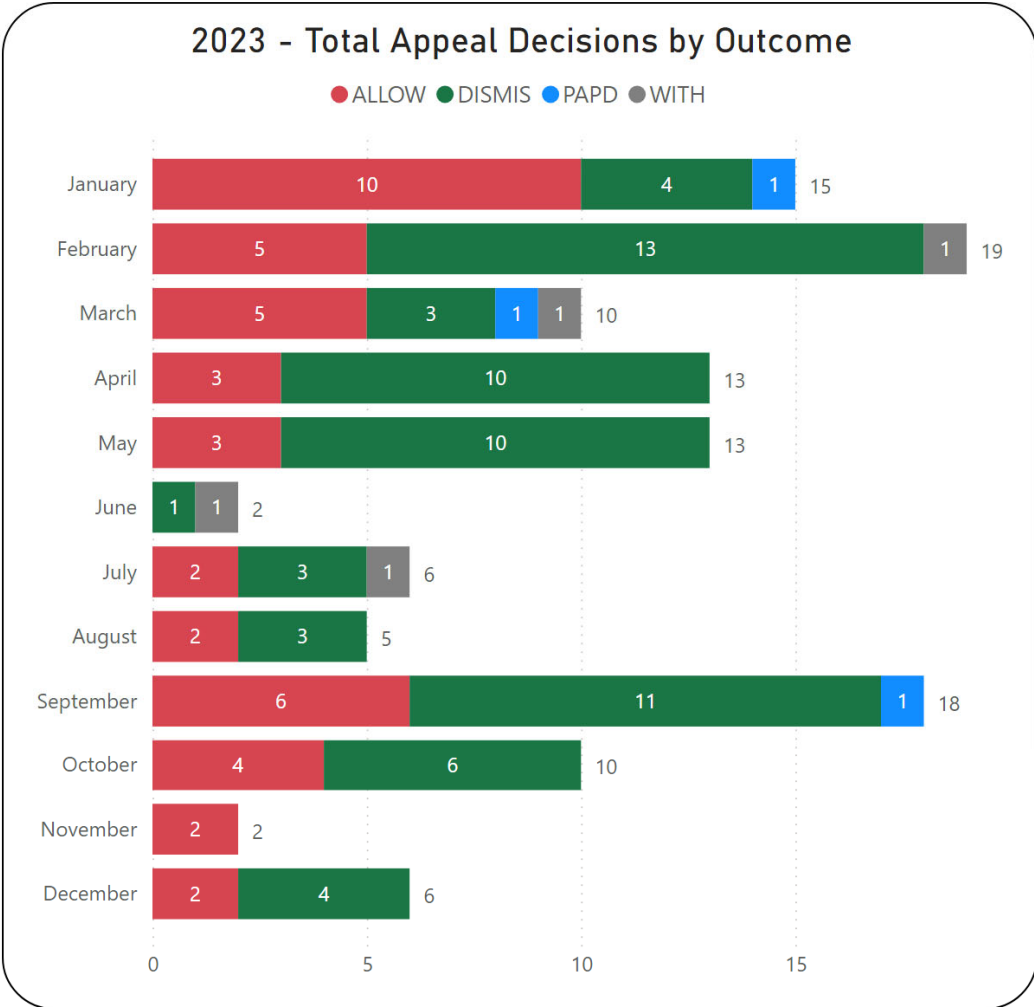
## PS2 Delta - Maldon



This data set covers Maldon ONLY applications decided split by Minor, Major or Other, along with granted % & decided in time % rates

# Appeals

This section of the report covers appeal decisions received, any award costs & decisions source of recommendation



# 2024 Jan - June Appeals - Further Information

## Appeal Decisions Allowed -12

- **12** were delegated decisions

### Costs for the allowed appeal decisions

Of the **12** allowed and delegated decisions

- **1** appeals had an application for a **full award of costs** by the appellants against MDC **allowed**

23/00213/FUL : Land at Howells Lake, Poplar Grove Chase, Great Totham - *Delegated Refusal*

- **1** appeals had an application for a **partial ward of costs** by the appellants against MDC **allowed**

23/00127/FUL: The Caravan At Bickleigh Lane, Loamy Hill Road, Tolleshunt Major - *Delegated Refusal*

- **2** appeals had an application for a **full ward of costs** by the appellants against MDC **refused**

23/00053/FUL : Land at Brook Farm House, Marsh Road, Burnham-on-Crouch - *Delegated Refusal*

23/00342/VAR: Wycke View Farm, Main Road, Mundon, Essex - *Delegated Refusal*

## Appeal Decisions Dismissed.- 12

- **12** were delegated decisions

### Costs for the dismissed appeal decisions

Of the **12** dismissed and delegated decisions

- **1** appeal had an application for a **full award of costs** by the appellant against MDC **refused**

22/00932/FUL: Land adjacent 2 Grange Road, Wickham Bishops, Essex - *Delegated Refusal*

## Appeals withdrawn - 1

- **1** was a delegated decision.

# 2024 July - Dec Appeals - Further Information

## Appeal Decisions Allowed -7

- **6** were delegated decisions
- **1** was a decision to **overturn** at committee the officer's recommendation to approve (the committee was **District**)

## Costs for the allowed appeal decisions

Of the **6** allowed and delegated decisions

- **1** appeals had an application for a **full award of costs** by the appellants against MDC **allowed**  
23/00426/FUL Latchingdon, Essex- *Delegated Refusal*
- **1** appeals had an application for a **full ward of costs** by the appellants against MDC **allowed**  
23/00585/FUL Land to Rear of Springwood, Rectory Lane, Latchingdon - *Delegated Refusal*

## Appeal Decisions Dismissed.- 25

- **22** were delegated decisions
- **1** was not determined
- **1** was a decision where the officer's and the committee (**North West**) agreed to refuse
- **1** was a decision where the officer's and the committee (**South East**) agreed to refuse

## Costs for the dismissed appeal decisions

Of the **22** dismissed and delegated decisions

- **3** appeal had an application for a **full award of costs** by the appellant against MDC **refused**  
21/01004/LDE - The Old Dairy, Broad Street Green Road, Great Totham - *Delegated Refusal*  
23/00976/PACUAR - Oakfield Farm, Hyde Chase, Purleigh, Essex - *Delegated Refusal*  
23/01134/OUT - Land At 6 Alamein Road, Burnham on Crouch - *Delegated Refusal*

## Appeals Part Allowed Part Dismissed - 1

- **1** was a delegated decision.

## Appeals withdrawn - 1

- **1** was a delegated decision.