




Planning Performance Report

Q2 & Q3 2023/2024

PS1 Delta Essex Local Authority Summary

2023 Q2


Local planning authority	Apps received	Apps decided	Apps withdrawn	Apps decisions delegated	Apps decisions delegated %	Apps given an extension of time
Brentwood	214	212	11	211	100%	83
Colchester	340	381	24	377	99%	157
Chelmsford	400	422	10	417	99%	65
Tendring	210	237	8	232	98%	67
Thurrock	220	160	6	155	97%	72
Braintree	320	317	31	306	97%	133
Castle Point	121	156	1	150	96%	8
Rochford	192	154	4	148	96%	58
Basildon	229	249	9	238	96%	83
Maldon	173	222	9	211	95% 	57
Uttlesford	355	342	26	321	94%	128
Southend-on-Sea	280	263	4	242	92%	102
Harlow	71	104	1	94	90%	26

This data set provides a summary of information for a range of applications types.

The overall delegated decision rate was 97% for England and 93% for the East of England for Q2

PS1 Delta Essex Local Authority Summary

2023 Q3

Local planning authority	Apps received	Apps decided	Apps withdrawn	Apps decisions delegated	Apps decisions delegated %	Apps given an extension of time
Thurrock	209	217	16	215	99%	79
Chelmsford	383	394	9	389	99%	68
Rochford	131	143	7	140	98%	50
Colchester	320	314	27	307	98%	155
Brentwood	201	220	12	215	98%	112
Basildon	183	207	5	201	97%	54
Castle Point	104	106	5	102	96%	8
Braintree	291	276	39	265	96%	136
Tendring	211	237	14	226	95%	82
Uttlesford	320	317	17	302	95%	150
Southend-on-Sea	241	289	6	271	94%	120
Harlow	80	73	1	65	89%	25
Maldon	180	171	13	152	89% 	56

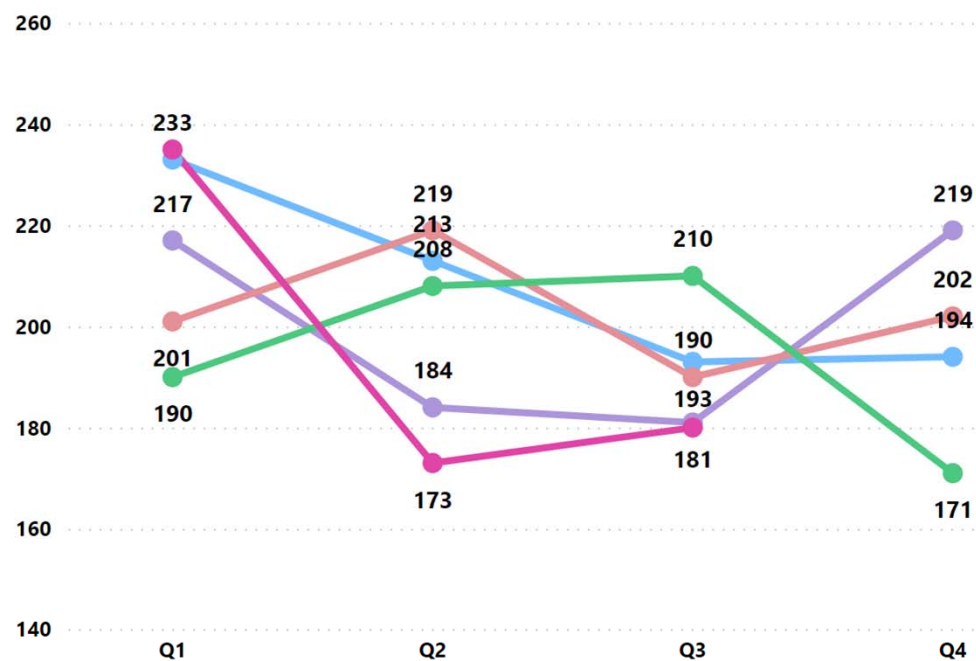
This data set provides a summary of information for a range of applications types.

The overall delegated decision rate was 96% for England and 96% for the East of England for Q3

PS1 Delta Maldon

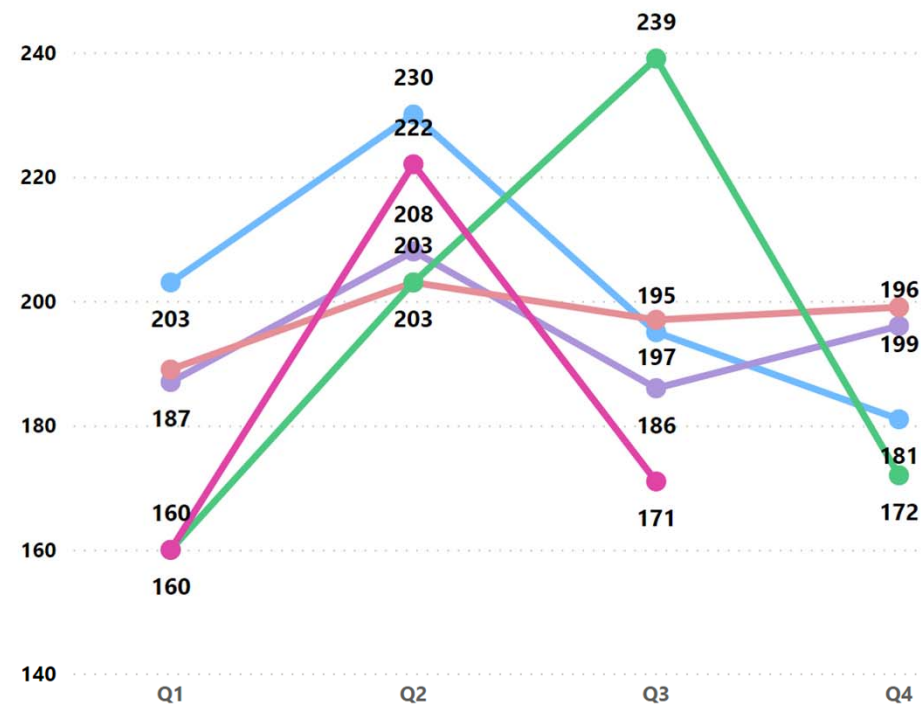
Number of Applications Received

— 2019 — 2020 — 2021 — 2022 — 2023



Number of Applications Decided


— 2019 — 2020 — 2021 — 2022 — 2023



This data set provides a Maldon ONLY overview for a range of applications received and decided

PS2 Delta Essex Local Authority Summary

2023 Q2

Local planning authority	Total decisions grand total (all)	Total granted grand total (all)	% Granted (all)	Total decided in time	% Decided in time (all)
Chelmsford	422	347	82%	383	91%
Colchester	381	323	85%	377	99%
Braintree	317	266	84%	289	91%
Uttlesford	342	262	77%	281	82%
Southend-on-Sea	263	181	69%	261	99%
Brentwood	212	168	79%	212	100%
Basildon	249	177	71%	204	82%
Tendring	237	206	87%	201	85%
Maldon	222	173	78%	187	84% 
Thurrock	160	133	83%	158	99%
Rochford	154	121	79%	135	88%
Castle Point	156	119	76%	126	81%
Harlow	104	84	81%	103	99%

This data set covers applications decided, granted & whether they were decided in time for a range of applications, including residential & commercial applications.


The UK percentage granted rate was 86%, and for decisions made in time was 88% for Q2

The East of England was 84% for both percentage granted and for decisions made in time was 88% for Q2

Maldon District Council Operational Target - >90%

PS2 Delta Essex Local Authority Summary.

2023 Q3

Local planning authority	Total decisions grand total (all)	Total granted grand total (all)	% Granted (all)	Total decided in time	% Decided in time (all)
Chelmsford	394	311	79%	343	87%
Colchester	314	260	83%	303	96%
Southend-on-Sea	289	203	70%	285	99%
Uttlesford	317	232	73%	279	88%
Braintree	276	219	79%	250	91%
Brentwood	220	180	82%	216	98%
Thurrock	217	177	82%	213	98%
Tendring	237	203	86%	204	86%
Basildon	207	151	73%	158	76%
Maldon	171	122	71%	141	82% 
Rochford	143	118	83%	120	84%
Castle Point	106	84	79%	88	83%
Harlow	73	62	85%	68	93%

This data set covers applications decided, granted & whether they were decided in time for a range of applications, including residential & commercial applications.


The UK percentage granted rate was 86%, and for decisions made in time was 88% for Q3


The East of England was 84% for both percentage granted and for decisions made in time was 89% for Q3


Maldon District Council Operational Target - >90%

PS2 Delta Essex Local Authority Summary

2023 Q2 - Granted % for Minor/Major/Other

Local planning authority	Total decisions major	Total granted major	% Granted (major)
Brentwood	6	6	100%
Harlow	6	6	100%
Rochford	2	2	100%
Braintree	19	17	89%
Colchester	16	14	88%
Chelmsford	6	5	83%
Thurrock	12	9	75%
Maldon	12	8	67% 
Uttlesford	13	8	62%
Basildon	10	6	60%
Southend-on-Sea	5	3	60%
Tendring	10	6	60%
Castle Point	3	1	33%

Local planning authority	Total decisions minor	Total granted minor	% Granted (Minor)
Braintree	88	68	77%
Castle Point	21	16	76%
Colchester	104	79	76%
Chelmsford	104	77	74%
Thurrock	42	31	74%
Tendring	55	40	73%
Basildon	57	41	72%
Southend-on-Sea	64	43	67%
Rochford	36	24	67%
Uttlesford	90	59	66%
Brentwood	55	36	65%
Maldon	85	55	65% 
Harlow	15	8	53%

Local planning authority	Total decisions (other)	Total granted (other)	% Granted (Other)
Tendring	172	160	93%
Colchester	261	230	88%
Maldon	125	110	88% 
Thurrock	106	93	88%
Braintree	210	181	86%
Chelmsford	312	265	85%
Harlow	83	70	84%
Brentwood	151	126	83%
Rochford	116	95	82%
Uttlesford	239	195	82%
Castle Point	132	102	77%
Basildon	182	130	71%
Southend-on-Sea	194	135	70%

This data set covers a split or Minor, Major or Other applications decided & granted

PS2 Delta Essex Local Authority Summary

2023 Q3- Granted % for Minor/Major/Other

Local planning authority	Total decisions major	Total granted major	% Granted (major)
Brentwood	6	6	100%
Harlow	5	5	100%
Southend-on-Sea	6	6	100%
Braintree	11	10	91%
Colchester	15	13	87%
Tendring	15	13	87%
Basildon	5	4	80%
Uttlesford	13	9	69%
Rochford	3	2	67%
Chelmsford	7	4	57%
Thurrock	4	2	50%
Maldon	14	6	43%
Castle Point	1	0	0%

Local planning authority	Total decisions minor	Total granted minor	% Granted (Minor)
Colchester	75	56	75%
Brentwood	67	49	73%
Thurrock	55	40	73%
Chelmsford	91	65	71%
Braintree	95	66	69%
Rochford	36	25	69%
Tendring	62	43	69%
Basildon	47	32	68%
Castle Point	20	13	65%
Southend-on-Sea	91	59	65%
Harlow	16	10	63%
Maldon	66	41	62%
Uttlesford	81	50	62%

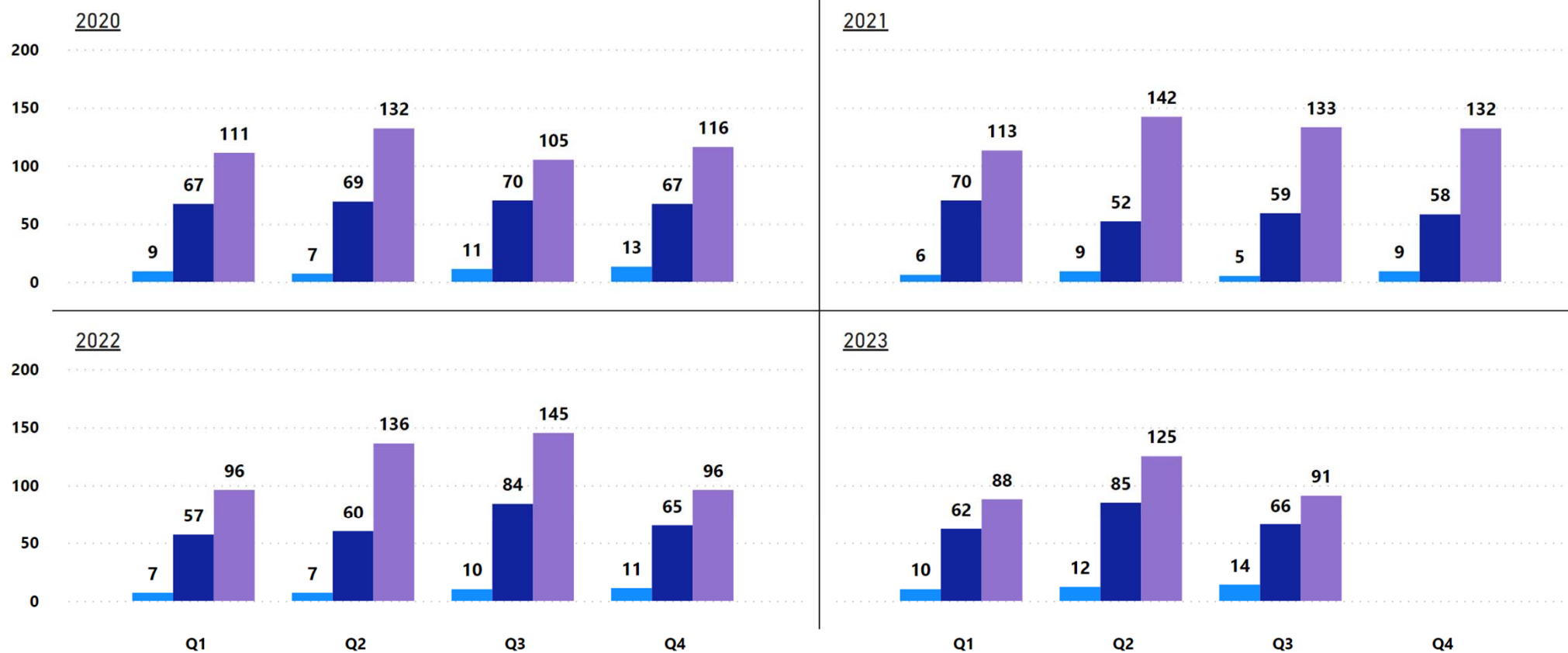
Local planning authority	Total decisions (other)	Total granted (other)	% Granted (Other)
Tendring	160	147	92%
Harlow	52	47	90%
Rochford	104	91	88%
Thurrock	158	135	85%
Colchester	224	191	85%
Brentwood	147	125	85%
Braintree	170	143	84%
Castle Point	85	71	84%
Maldon	91	75	82%
Chelmsford	296	242	82%
Uttlesford	223	173	78%
Basildon	155	115	74%
Southend-on-Sea	192	138	72%

This data set covers a split or Minor, Major or Other applications decided & granted

PS2 Delta - Maldon


Number of applications decided


● Total decisions major ● Total decisions minor ● Total decisions other



PS2 Delta Essex Local Authority Summary

2023 Q2 - In time % for Minor/Major/Other

Local planning authority	Total decisions minor	Total Decided in time Minor	in time % Minor
Brentwood	55	55	100%
Harlow	15	15	100%
Southend-on-Sea	64	64	100%
Thurrock	42	42	100%
Colchester	104	103	99%
Rochford	36	33	92%
Braintree	88	76	86%
Chelmsford	104	86	83%
Uttlesford	90	70	78%
Maldon	85	66	78% 
Tendring	55	41	75%
Basildon	57	42	74%
Castle Point	21	9	43%

Local planning authority	Total decision s major	Total decided in time Major	in time % Major
Brentwood	6	6	100%
Colchester	16	16	100%
Maldon	12	12	100% 
Rochford	2	2	100%
Southend-on-Sea	5	5	100%
Braintree	19	18	95%
Thurrock	12	11	92%
Basildon	10	9	90%
Tendring	10	9	90%
Chelmsford	6	5	83%
Harlow	6	5	83%
Uttlesford	13	10	77%
Castle Point	3	0	0%

Local planning authority	Total decisions (other)	Total Decided in time Other	in time % Other
Brentwood	151	151	100%
Harlow	83	83	100%
Thurrock	106	105	99%
Southend-on-Sea	194	192	99%
Colchester	261	258	99%
Chelmsford	312	292	94%
Braintree	210	195	93%
Castle Point	132	117	89%
Tendring	172	151	88%
Maldon	125	109	87% 
Rochford	116	100	86%
Uttlesford	239	201	84%
Basildon	182	153	84%

This data set covers a split or Minor, Major or Other applications decided & whether they were in time

Source: PS1 Delta Dashboard

PS2 Delta Essex Local Authority Summary

2023 Q3 - In time % for Minor/Major/Other

Local planning authority	Total decisions minor	Total Decided in time Minor	in time % Minor
Southend-on-Sea	91	90	99%
Thurrock	55	54	98%
Brentwood	67	65	97%
Colchester	75	71	95%
Harlow	16	15	94%
Braintree	95	81	85%
Uttlesford	81	68	84%
Tendring	62	52	84%
Rochford	36	30	83%
Chelmsford	91	70	77%
Maldon	66	48	73%
Basildon	47	32	68%
Castle Point	20	10	50%

Local planning authority	Total decision s major	Total decided in time Major	in time % Major
Brentwood	6	6	100%
Colchester	15	15	100%
Maldon	14	14	100%
Southend-on-Sea	6	6	100%
Braintree	11	10	91%
Basildon	5	4	80%
Tendring	15	12	80%
Uttlesford	13	10	77%
Chelmsford	7	5	71%
Rochford	3	2	67%
Harlow	5	3	60%
Thurrock	4	2	50%
Castle Point	1	0	0%

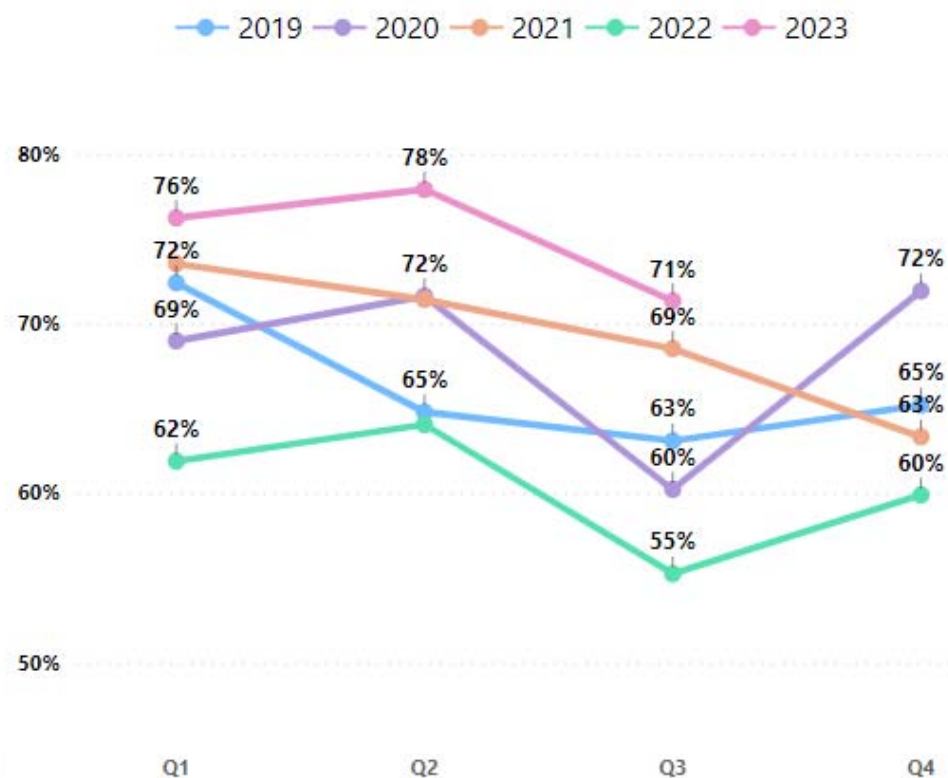
Local planning authority	Total decisions (other)	Total Decided in time Other	in time % Other
Thurrock	158	157	99%
Brentwood	147	145	99%
Southend-on-Sea	192	189	98%
Colchester	224	217	97%
Harlow	52	50	96%
Braintree	170	159	94%
Castle Point	85	78	92%
Chelmsford	296	268	91%
Uttlesford	223	201	90%
Tendring	160	140	88%
Maldon	91	79	87%
Rochford	104	88	85%
Basildon	155	122	79%

This data set covers a split or Minor, Major or Other applications decided & whether they were in time

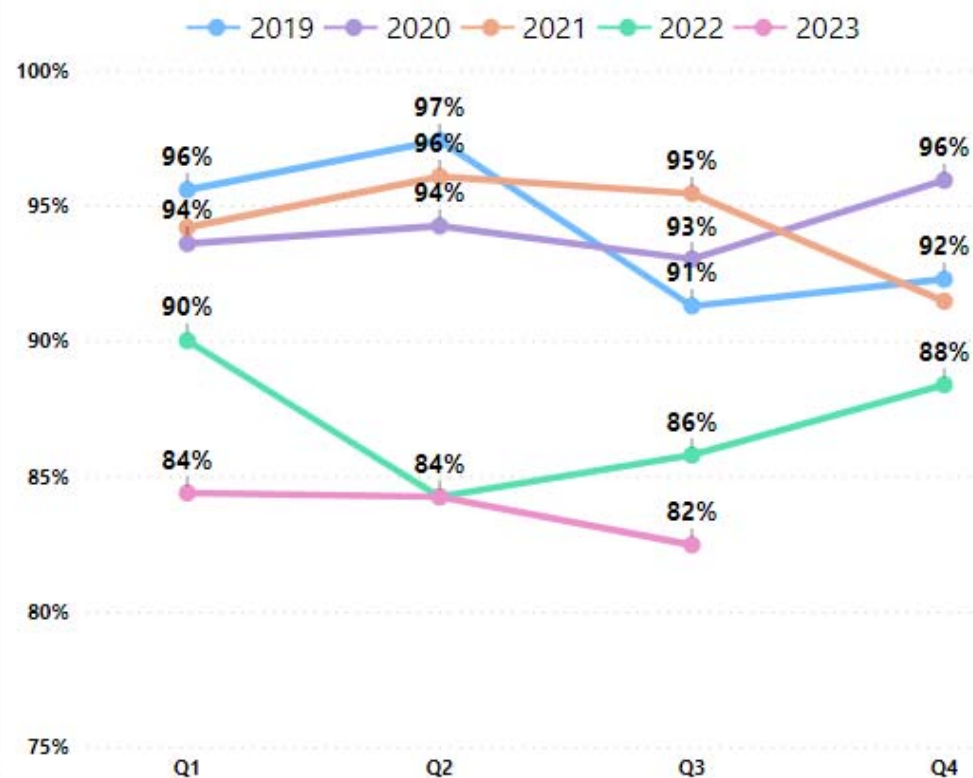
Source: PS1 Delta Dashboard

PS2 Delta - Maldon

% of applications granted



% of applications decided on time



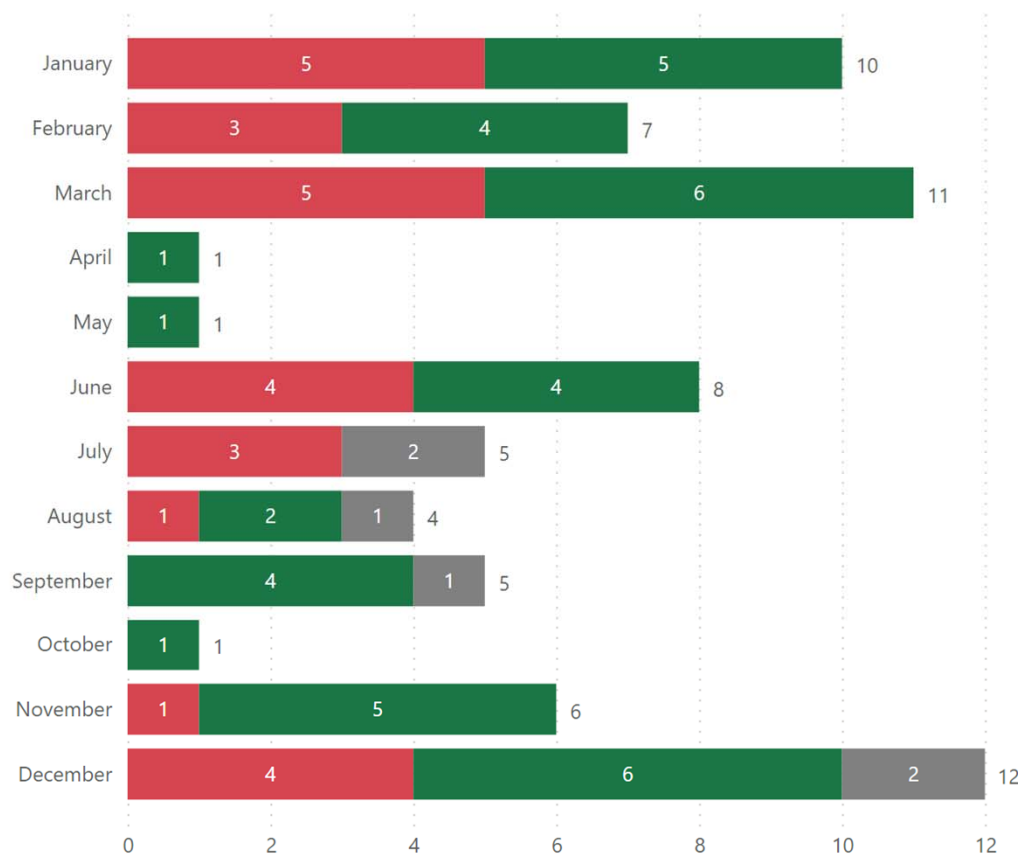
This data set covers Maldon ONLY applications decided split by Minor, Major or Other, along with granted % & decided in time % rates

Appeals

This section of the report covers appeal decisions received, any award costs & decisions source of recommendation

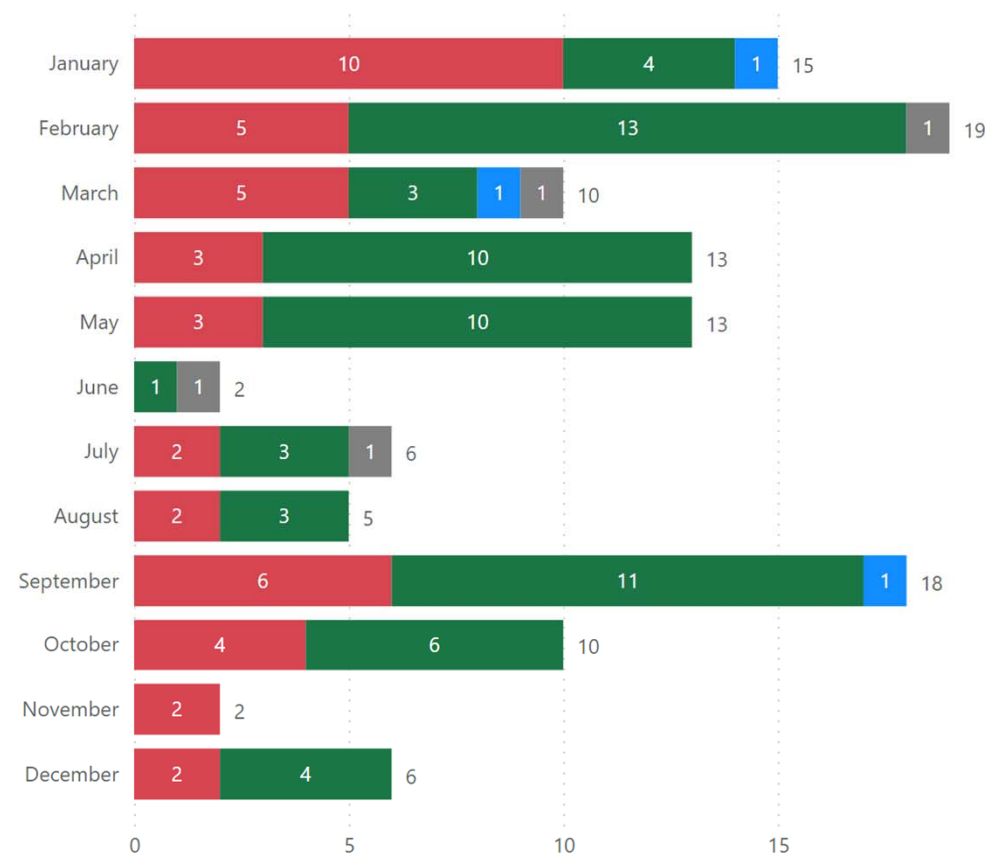
2022 - Total Appeal Decisions by Outcome

● ALLOW ● DISMIS ● WITH



2023 - Total Appeal Decisions by Outcome

● ALLOW ● DISMIS ● PAPD ● WITH



2023 Jan - December Appeals - Further Information

Appeal Decisions Allowed -44

- **40** were delegated decisions
- **1** was a decision to **overturn** at committee the officer's recommendation to approve (the committee was **South East**)
- **1** was a decision where the officer's and the committee (**North West**) agreed to refuse
- **1** was a non determination
- **1** was a decision to **overturn** at committee the officer's recommendation to approve (the committee was **District**)

Costs for the allowed appeal decisions

Of the **40** dismissed and delegated decisions

- **2** appeals had an application for a **full award of costs** by the appellants against MDC **allowed** - Appeal 3 & 4
- **1** appeals had an application for a **partial ward of costs** by the appellants against MDC **allowed** - Appeal 2

Of the **2** allowed and overturned decisions

- **1** appeals had an application for a **full award of costs** by the appellants against MDC **allowed (District)** - Appeal 1

2023 Jan - December Appeals - Further Information

Appeal Decisions Dismissed.- 68

- **64** were delegated decisions
- **2** were declined to determine
- **2** were appeal lodged which prevented decision being issued

Costs for the dismissed appeal decisions

Of the **60** dismissed and delegated decisions

- **6** appeal had an application for a **full award of costs** by the appellant against MDC **refused**
- **1** appeal had an application for a **partial award of costs** by the appellant against MDC **refused**

Appeals withdrawn - 4

- **3** were delegated decisions.
- **1** was non determined

Costs for the withdrawn appeals

Of the **3** withdrawn and delegated decisions

- **1** appeal had an application for a **full award of costs** by the appellant against MDC **allowed (Appeal 5)**

Appeal Decisions Part Allowed Part Dismissed -3

- **3** were delegated decisions

2023 Calendar Year

Appeals Cost

Appeal 1

District committee Overturned officer recommendation to approve and **allowed** at appeal - full award of costs allowed for appellant

22/00344/FUL - Land on south side, Maldon Road

Amount: *Awaiting Confirmation*

Appeal 2

Delegated refusal and **allowed** at appeal – partial award of costs allowed for appellant

21/00727/FUL - Heybridge Millhouse, Anchor Lane

Amount: *Awaiting Confirmation*

Appeal 3

Delegated refusal and **allowed** at appeal – full award of costs allowed for appellant

21/00989/FUL - Land to rear of Springwood, Rectory Lane

Amount: *Awaiting Confirmation*

Appeal 5

Delegated refusal and appeal was **withdrawn**- full award of costs allowed for appellant

22/00512/LBC - Marsh house farm

Amount: £737.19

Appeal 4

Delegated refusal and **allowed** at appeal – full award of costs allowed for appellant

22/00540/FUL - Woodpeckers, Mangapp Chase

Amount: *Awaiting Confirmation*