



Planning Performance Report

Q4 2022/2023

Q1 2023/2024



PS1 Delta Essex Local Authority Summary APPENDIX 1

2022 Q4


Local planning authority	Apps received	Apps decided	Apps withdrawn	Apps decisions delegated	Apps decisions delegated %	Apps given an extension of time
Chelmsford	358	368	5	366	99%	57
Brentwood	223	152	10	150	99%	87
Colchester	314	338	37	332	98%	127
Castle Point	125	133	3	130	98%	9
Rochford	152	189	8	184	97%	44
Thurrock	178	208	12	201	97%	110
Braintree	342	365	32	350	96%	148
Basildon	219	230	16	220	96%	80
Tendring	234	208	6	198	95%	75
Uttlesford	341	328	20	309	94%	147
Southend-on-Sea	323	316	12	297	94%	119
Maldon	171	172	6	158	92%	42
Harlow	67	110	4	101	92%	33

This data set provides a summary of information for a range of applications types.

The overall delegated decision rate was 96% for England and 96% for the East of England for Q4

PS1 Delta Essex Local Authority Summary APPENDIX 1

2023 Q1

Local planning authority	Apps received	Apps decided	Apps withdrawn	Apps decisions delegated	Apps decisions delegated %	Apps given an extension of time
Chelmsford	442	363	7	361	99%	63
Brentwood	236	224	14	221	99%	121
Uttlesford	373	337	20	330	98%	151
Basildon	226	213	11	208	98%	60
Thurrock	191	206	9	200	97%	72
Colchester	403	304	17	295	97%	121
Castle Point	131	131	0	125	95%	10
Braintree	355	270	32	257	95%	124
Southend-on-Sea	295	284	9	269	95%	109
Tendring	251	276	15	261	95%	100
Harlow	102	51	5	48	94%	10
Rochford	161	143	7	134	94%	48
Maldon	235	160	11	139	87% 	58

This data set provides a summary of information for a range of applications types.

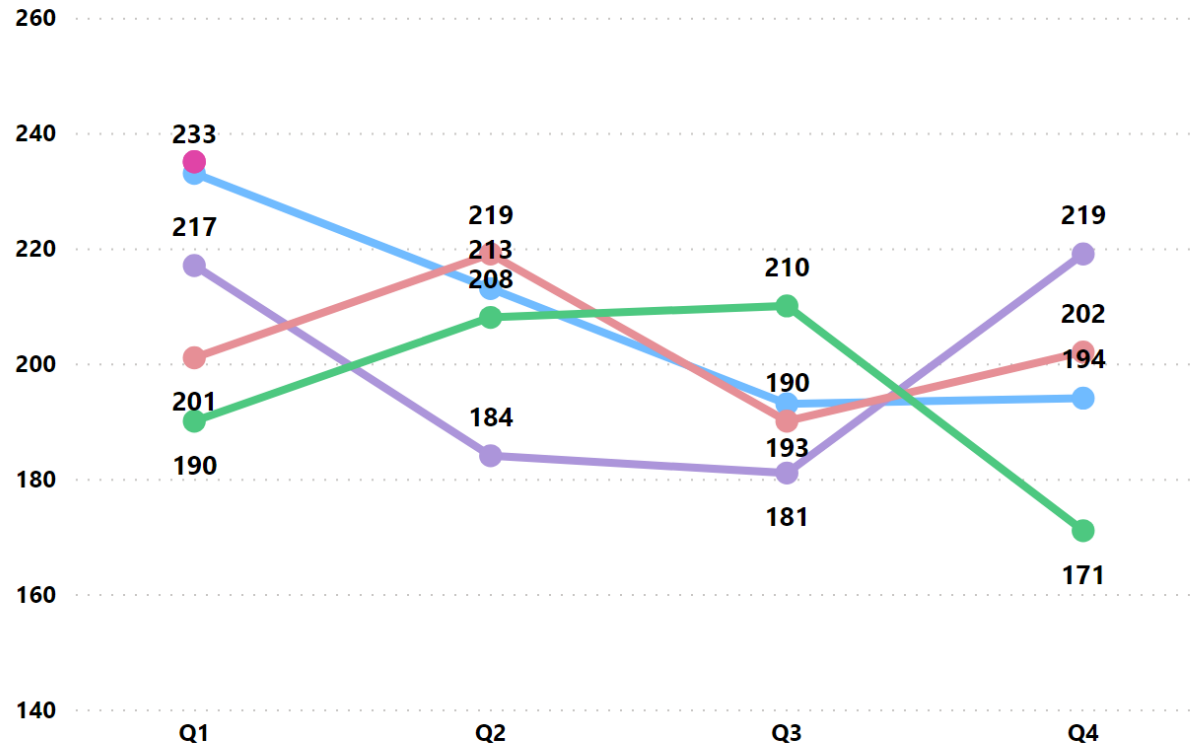
The overall delegated decision rate was 96% for England and 95% for the East of England for Q1

PS1 Delta Maldon

APPENDIX 1

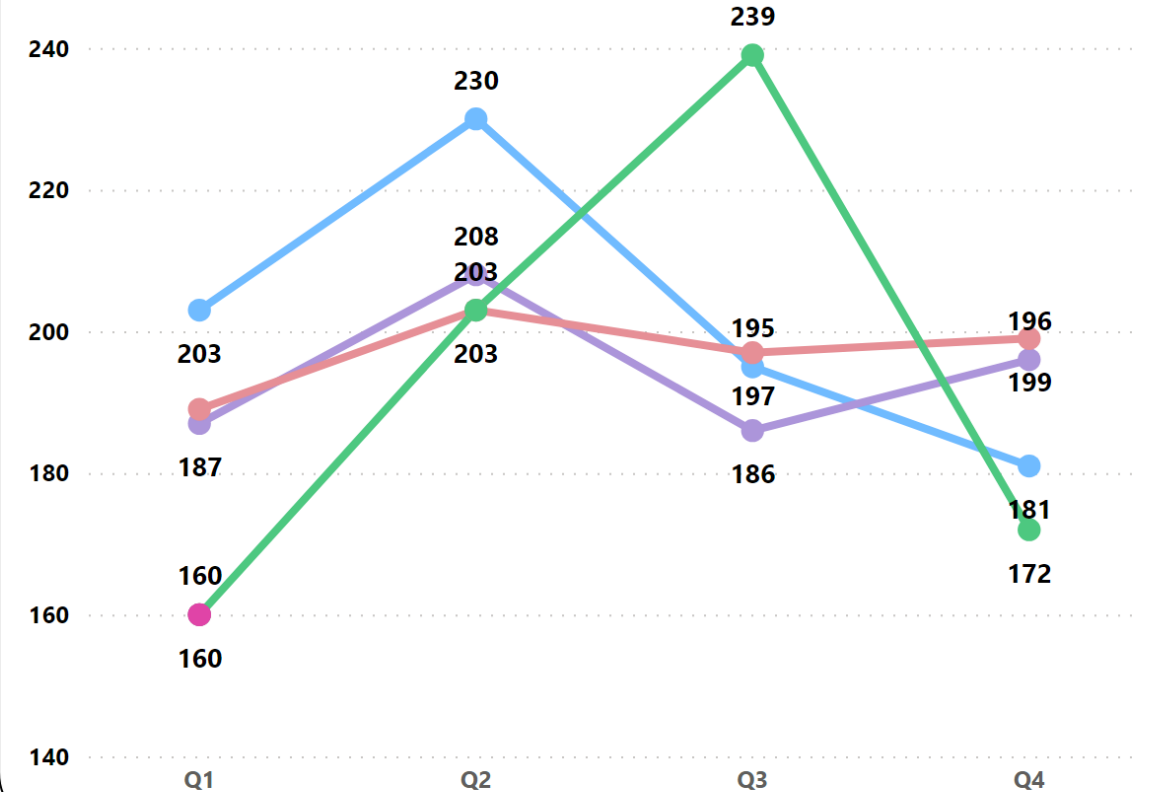
Number of Applications Received

—●— 2019 —●— 2020 —●— 2021 —●— 2022 —●— 2023



Number of Applications Decided

—●— 2019 —●— 2020 —●— 2021 —●— 2022 —●— 2023




This data set provides a Maldon ONLY overview for a range of applications received and decided

PS2 Delta Essex Local Authority Summary

APPENDIX 1

2022 Q4

Local planning authority	Total decisions grand total (all)	Total granted grand total (all)	% Granted (all)	Total decided in time	% Decided in time (all)
Braintree	365	307	84%	331	91%
Colchester	338	290	86%	326	96%
Southend-on-Sea	316	222	70%	311	98%
Chelmsford	368	284	77%	299	81%
Uttlesford	328	251	77%	287	88%
Thurrock	208	164	79%	206	99%
Basildon	230	163	71%	181	79%
Tendring	208	179	86%	170	82%
Rochford	189	151	80%	168	89%
Brentwood	152	131	86%	152	100%
Maldon	172	103	60%	152	88% 
Harlow	110	86	78%	107	97%
Castle Point	133	108	81%	77	58%

This data set covers applications decided, granted & whether they were decided in time for a range of applications, including residential & commercial applications.

The UK percentage granted rate was 87%, and for decisions made in time was 86% for Q4

The East of England was 90% for both percentage granted and for decisions made in time was 84% for Q4

Maldon District Council Operational Target - >90%

PS2 Delta Essex Local Authority Summary

APPENDIX 1

2023 Q1

Local planning authority	Total decisions grand total (all)	Total granted grand total (all)	% Granted (all)	Total decided in time	% Decided in time (all)
Chelmsford	363	289	80%	296	82%
Colchester	304	258	85%	291	96%
Uttlesford	337	245	73%	287	85%
Southend-on-Sea	284	211	74%	282	99%
Braintree	270	201	74%	247	91%
Tendring	276	237	86%	226	82%
Brentwood	224	175	78%	219	98%
Thurrock	206	176	85%	204	99%
Basildon	213	151	71%	159	75%
Maldon	160	122	76%	135	84%
Rochford	143	110	77%	128	90%
Castle Point	131	85	65%	88	67%
Harlow	51	41	80%	49	96%

This data set covers applications decided, granted & whether they were decided in time for a range of applications, including residential & commercial applications.

The UK percentage granted rate was 86%, and for decisions made in time was 86% for Q1

The East of England was 84% for both percentage granted and for decisions made in time was 86% for Q1

Maldon District Council Operational Target - >90%

PS2 Delta Essex Local Authority Summary

APPENDIX 1

2022 Q4 - Granted % for Minor/Major/Other

Local planning authority	Total decisions major	Total granted major	% Granted (major)
Colchester	9	9	100%
Rochford	5	5	100%
Southend-on-Sea	3	3	100%
Braintree	17	14	82%
Thurrock	11	9	82%
Chelmsford	5	4	80%
Brentwood	4	3	75%
Maldon	11	8	73%
Basildon	6	4	67%
Tendring	9	6	67%
Uttlesford	15	10	67%
Harlow	5	3	60%
Castle Point	1	0	0%

Local planning authority	Total decisions minor	Total granted minor	% Granted (Minor)
Brentwood	40	32	80%
Colchester	62	48	77%
Braintree	109	80	73%
Harlow	41	30	73%
Thurrock	49	34	69%
Uttlesford	111	76	68%
Tendring	65	43	66%
Chelmsford	100	66	66%
Rochford	37	24	65%
Southend-on-Sea	95	60	63%
Castle Point	18	11	61%
Basildon	47	27	57%
Maldon	65	37	57%

Local planning authority	Total decisions (other)	Total granted (other)	% Granted (Other)
Tendring	134	130	97%
Braintree	239	213	89%
Brentwood	108	96	89%
Colchester	267	233	87%
Castle Point	114	97	85%
Rochford	147	122	83%
Harlow	64	53	83%
Thurrock	148	121	82%
Uttlesford	202	165	82%
Chelmsford	263	214	81%
Basildon	177	132	75%
Southend-on-Sea	218	159	73%
Maldon	96	58	60%

This data set covers a split or Minor, Major or Other applications decided & granted

PS2 Delta Essex Local Authority Summary

APPENDIX 1

2023 Q1 - Granted % for Minor/Major/Other

Local planning authority	Total decision s major	Total granted major	% Granted (major)
Colchester	6	6	100%
Harlow	3	3	100%
Maldon	10	10	100%
Southend-on-Sea	4	4	100%
Thurrock	6	6	100%
Braintree	13	12	92%
Tendring	9	8	89%
Brentwood	8	7	88%
Basildon	5	4	80%
Chelmsford	5	4	80%
Uttlesford	6	4	67%
Rochford	4	2	50%
Castle Point	1	0	0%

Local planning authority	Total decisions minor	Total granted minor	% Granted (Minor)
Harlow	9	8	89%
Thurrock	47	38	81%
Brentwood	39	30	77%
Tendring	90	69	77%
Colchester	80	61	76%
Maldon	62	45	73%
Chelmsford	105	70	67%
Castle Point	34	22	65%
Braintree	78	50	64%
Uttlesford	124	79	64%
Southend-on-Sea	73	46	63%
Rochford	34	21	62%
Basildon	33	20	61%

Local planning authority	Total decisions (other)	Total granted (other)	% Granted (Other)
Tendring	177	160	90%
Colchester	218	191	88%
Thurrock	153	132	86%
Chelmsford	253	215	85%
Rochford	105	87	83%
Uttlesford	207	162	78%
Brentwood	177	138	78%
Southend-on-Sea	207	161	78%
Braintree	179	139	78%
Harlow	39	30	77%
Maldon	88	67	76%
Basildon	175	127	73%
Castle Point	96	63	66%

This data set covers a split or Minor, Major or Other applications decided & granted

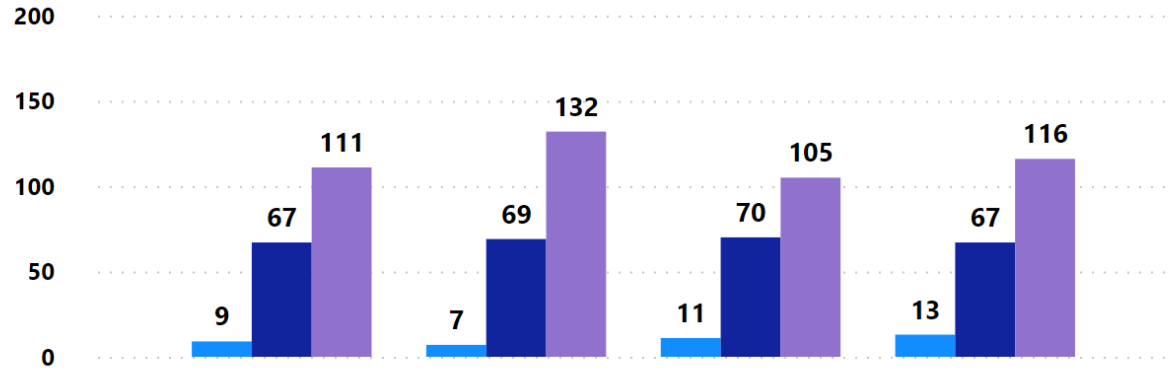
PS2 Delta - Maldon

APPENDIX 1

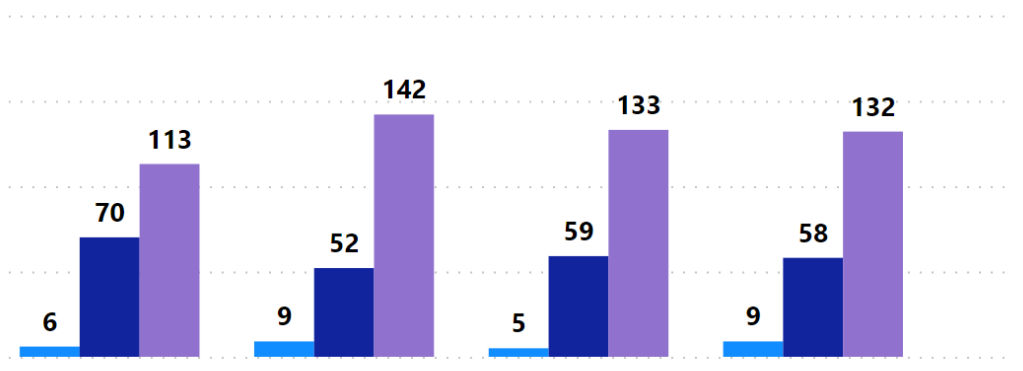
Number of applications decided

● Total decisions major ● Total decisions minor ● Total decisions other

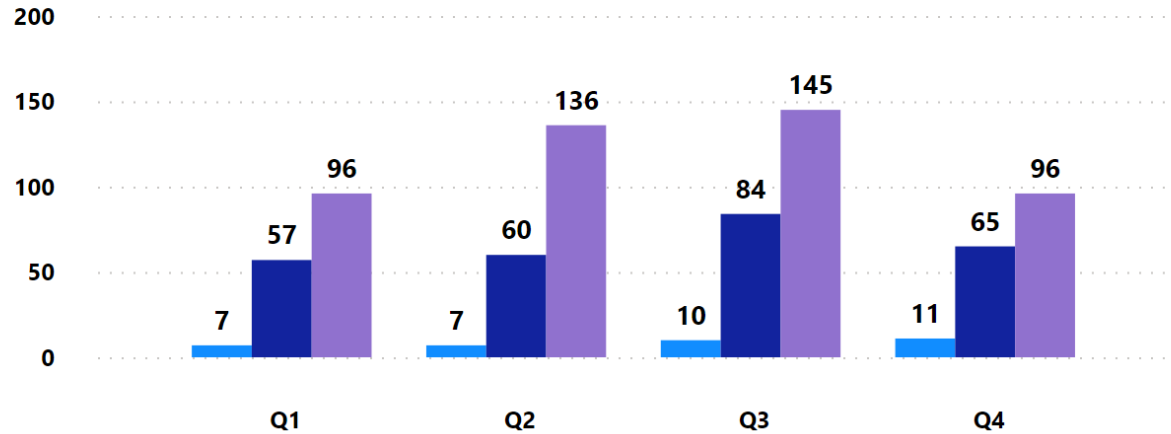
2020



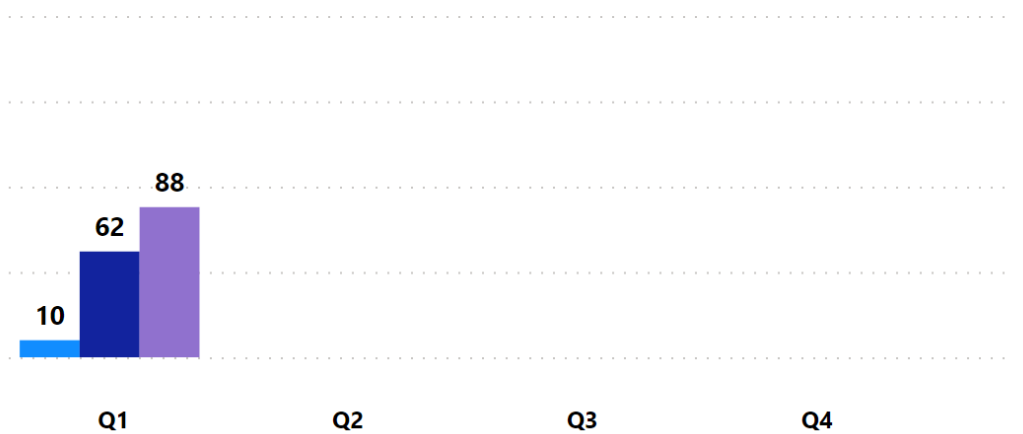
2021



2022




2023





PS2 Delta Essex Local Authority Summary

APPENDIX 1

2022 Q4 - In time % for Minor/Major/Other

Local planning authority	Total decisions minor	Total Decided in time Minor	in time % Minor
Brentwood	40	40	100%
Southend-on-Sea	95	94	99%
Thurrock	49	48	98%
Colchester	62	60	97%
Harlow	41	38	93%
Rochford	37	33	89%
Braintree	109	95	87%
Uttlesford	111	96	86%
Maldon	65	50	77% 
Tendring	65	45	69%
Chelmsford	100	64	64%
Basildon	47	26	55%
Castle Point	18	9	50%

Local planning authority	Total decision s major	Total decided in time Major	in time % Major
Brentwood	4	4	100%
Castle Point	1	1	100%
Colchester	9	9	100%
Harlow	5	5	100%
Rochford	5	5	100%
Southend-on-Sea	3	3	100%
Tendring	9	9	100%
Maldon	11	10	91% 
Thurrock	11	10	91%
Braintree	17	15	88%
Chelmsford	5	4	80%
Uttlesford	15	12	80%
Basildon	6	4	67%

Local planning authority	Total decisions (other)	Total Decided in time Other	in time % Other
Brentwood	108	108	100%
Harlow	64	64	100%
Thurrock	148	148	100%
Southend-on-Sea	218	214	98%
Colchester	267	257	96%
Maldon	96	92	96% 
Braintree	239	221	92%
Uttlesford	202	179	89%
Rochford	147	130	88%
Chelmsford	263	231	88%
Tendring	134	116	87%
Basildon	177	151	85%
Castle Point	114	67	59%

This data set covers a split or Minor, Major or Other applications decided & whether they were in time

PS2 Delta Essex Local Authority Summary

APPENDIX 1

2023 Q1 - In time % for Minor/Major/Other

Local planning authority	Total decisions minor	Total Decided in time Minor	in time % Minor
Southend-on-Sea	73	73	100%
Thurrock	47	46	98%
Colchester	80	76	95%
Brentwood	39	36	92%
Braintree	78	70	90%
Harlow	9	8	89%
Rochford	34	29	85%
Uttlesford	124	98	79%
Maldon	62	48	77%
Chelmsford	105	76	72%
Tendring	90	64	71%
Basildon	33	18	55%
Castle Point	34	12	35%

Local planning authority	Total decisions major	Total decided in time Major	in time % Major
Basildon	5	5	100%
Brentwood	8	8	100%
Chelmsford	5	5	100%
Colchester	6	6	100%
Harlow	3	3	100%
Rochford	4	4	100%
Southend-on-Sea	4	4	100%
Thurrock	6	6	100%
Uttlesford	6	6	100%
Braintree	13	12	92%
Tendring	9	7	78%
Maldon	10	6	60%
Castle Point	1	0	0%

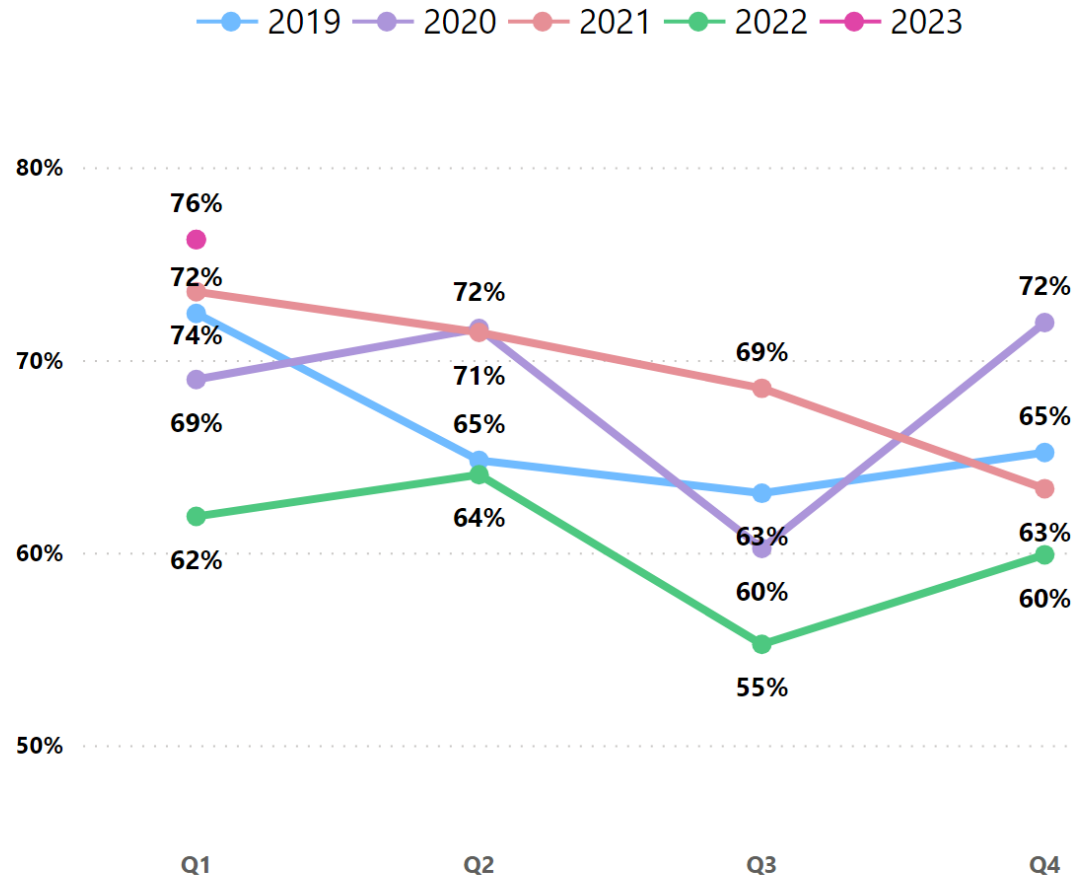
Local planning authority	Total decisions (other)	Total Decided in time Other	in time % Other
Thurrock	153	152	99%
Southend-on-Sea	207	205	99%
Brentwood	177	175	99%
Harlow	39	38	97%
Colchester	218	209	96%
Braintree	179	165	92%
Maldon	88	81	92%
Rochford	105	95	90%
Uttlesford	207	183	88%
Tendring	177	155	88%
Chelmsford	253	215	85%
Castle Point	96	76	79%
Basildon	175	136	78%

This data set covers a split or Minor, Major or Other applications decided & whether they were in time

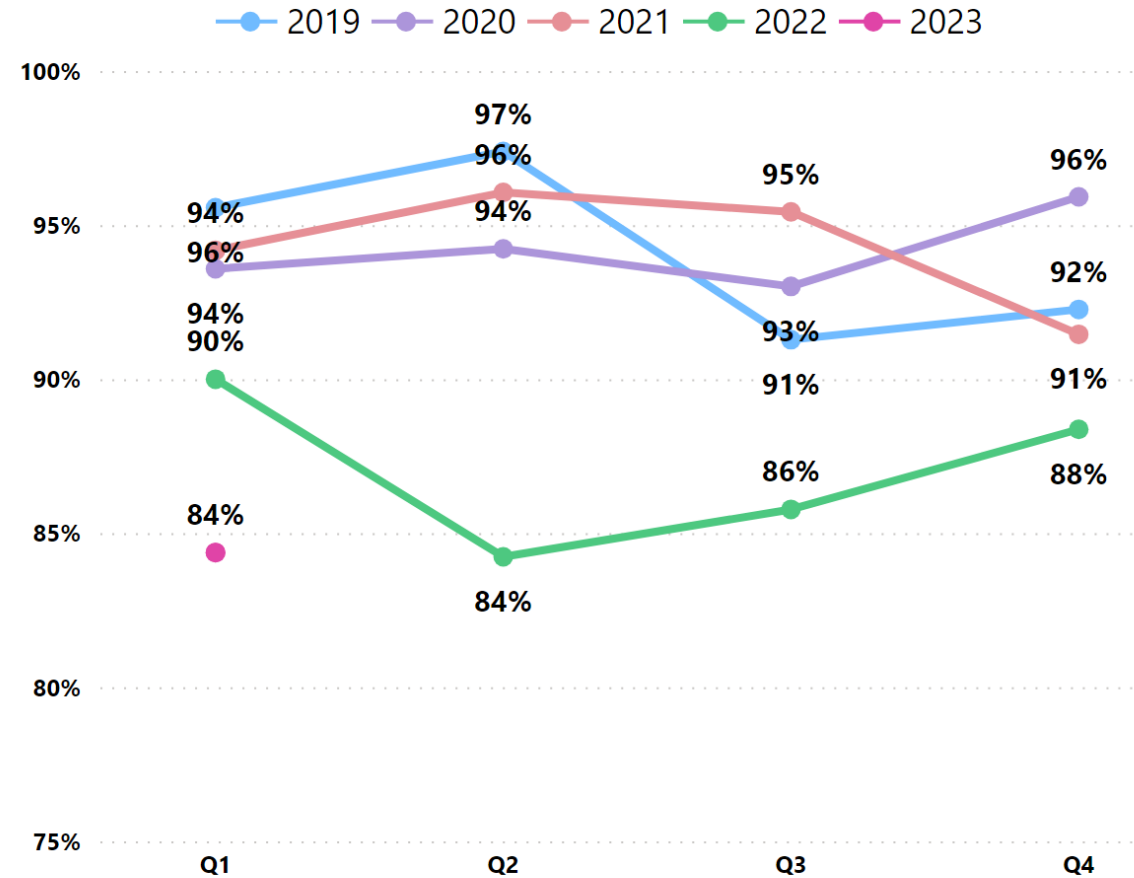
PS2 Delta - Maldon

APPENDIX 1

% of applications granted



% of applications decided on time

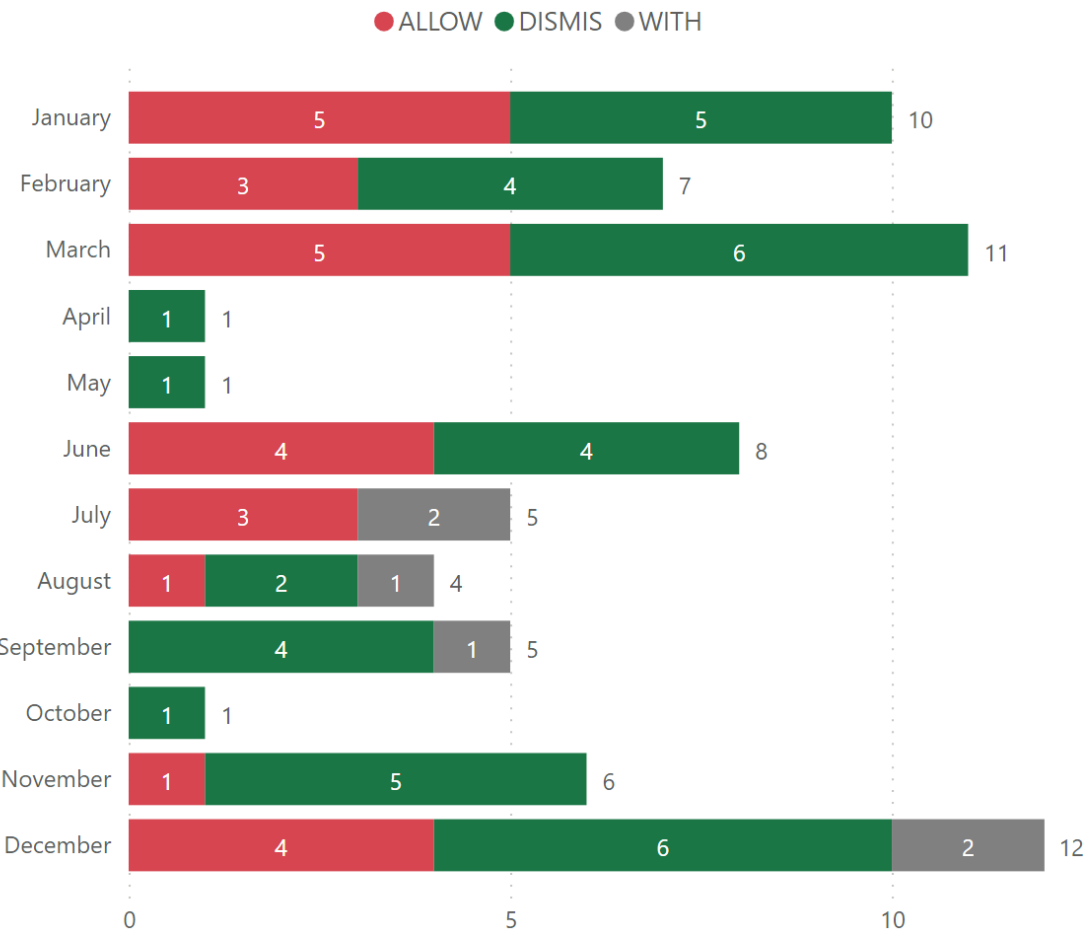


This data set covers Maldon ONLY applications decided split by Minor, Major or Other, along with granted % & decided in time % rates

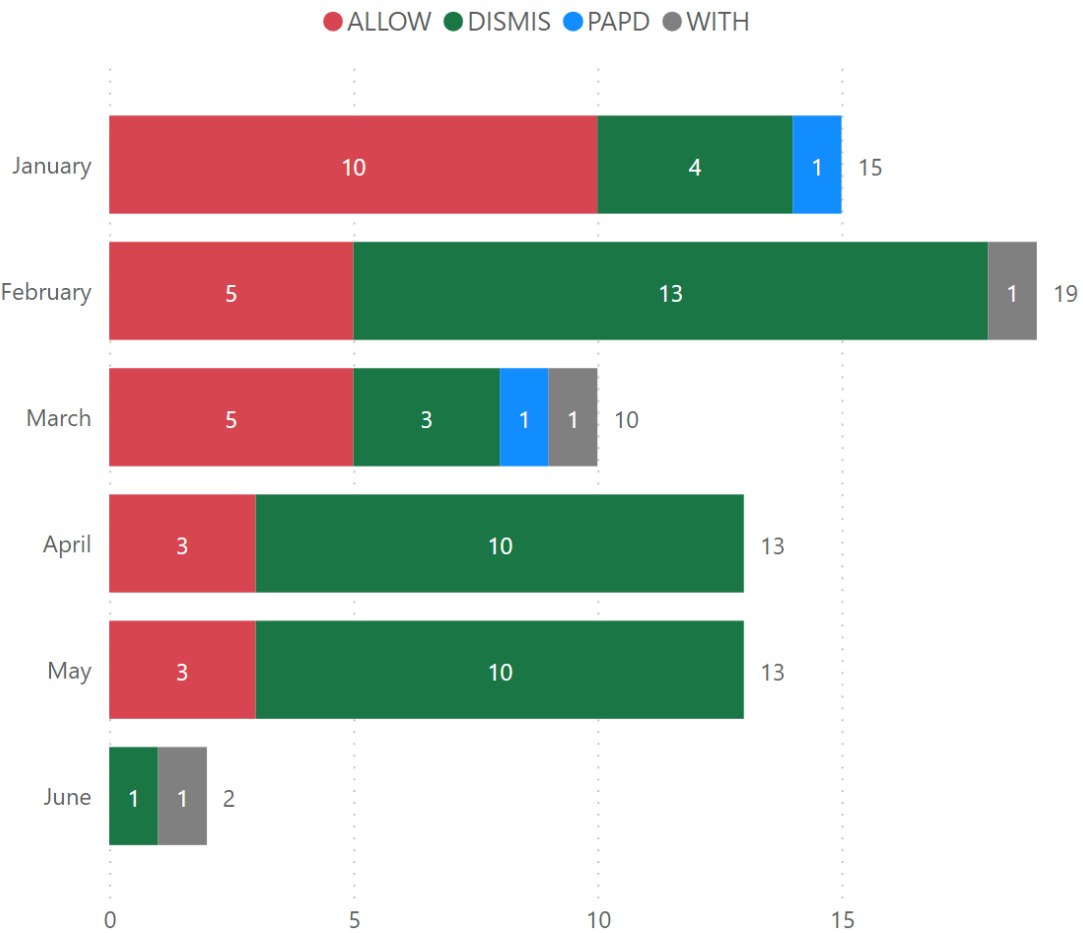
Appeals

This section of the report covers appeal decisions received, any award costs & decisions source of recommendation

2022 - Total Appeal Decisions by Outcome



2023 - Total Appeal Decisions by Outcome



2022 Calendar Year Appeals - Further Information

APPENDIX 1

Appeal Decisions Dismissed.- 39

- **34** were delegated decisions
- **1** was a decision to **overturn** at committee the officer's recommendation to approve (the committee was **Maldon North**)
- **2** was a decision where the officer's and the committee (**Central**) agreed to refuse
- **2** was a decision where the officer's and the committee (**North West**) agreed to refuse

Costs for the dismissed appeal decisions

Of the **34** dismissed and delegated decisions

- **1** appeal had an application for a **full award of costs** by the appellant against MDC **allowed (Appeal 1)**
- **2** appeal had an application for a **full award of costs** by the appellant against MDC **refused**

Of the **1** dismissed and overturned decision

- **1** appeal had an application for a **full award of costs** by the appellant against MDC **refused**

Appeal Decisions Allowed -26

- **22** were delegated decisions
- **4** were decisions to **overturn** at committee the officer's recommendation to approve (**1x SE. 1x NW, 1x District 1x Central**)

Costs for the allowed appeal decisions

Of the **22** allowed and delegated decisions

- **2** appeals had an application for a **full award of costs** by the appellant against MDC **refused**
- **2** appeal had an application for a **full award of costs** by the appellant against MDC **allowed (Appeal 2 & 5)**

Of the **4** allowed and overturned decisions

- **2** appeal had an application for a **full award of costs** by the appellant against MDC **refused**
- **2** appeals had an application for a **full award of costs** by the appellant against MDC **allowed (Appeal's 3 and 4)**

2022 Calendar Year

Appeals Cost

Appeal 1

Delegated refusal and **dismissed** at appeal – full award cost allowed for appellant

20/01005/OUT - Land Adjacent Caxton Pride, Hackmans Lane, Purleigh

Amount £3824

APPENDIX 1

Appeal 2

Delegated refusal and **allowed** at appeal – full award of costs allowed for appellant

20/01211/FUL – Highfields, Maldon Road, Bradwell

Amount: *Awaiting Confirmation*

Appeal 3

SE committee Overturned officer recommendation to approve and **allowed** at appeal - full award of costs allowed for appellant

21/00075/OUTM – Land 250m North of 16a Maldon Road, BOC

Amount: £213,374.65 exc VAT

Appeal 4

District committee Overturned officer recommendation to approve and **allowed** at appeal - full award of costs allowed for appellant

20/01166/FUL – Land South of Charwood & East of Orchard House, Stoney Hills, BOC

Amount: £6457.50 exc VAT

Appeal 5

Delegated refusal and **allowed** at appeal – full award of costs allowed for appellant

21/00712/COUPA - Hackmans Lane, Puleigh

Amount: *Awaiting Confirmation*

2023 Jan - June Appeals - Further Information

APPENDIX 1

Appeal Decisions Dismissed.- 41

- **38** were delegated decisions
- **1** was non determined
- **1** was declined to determine
- **1** was appeal lodged which prevented decision being issued

Costs for the dismissed appeal decisions

Of the **38** dismissed and delegated decisions

- **3** appeal had an application for a **full award of costs** by the appellant against MDC **refused**
- **1** appeal had an application for a **partial award of costs** by the appellant against MDC **refused**

Appeals withdrawn -3

- **2** were delegated decisions
- **1** was non determined

Appeal Decisions Allowed -26

- **24** were delegated decisions
- **1** was a decision to **overturn** at committee the officer's recommendation to approve (the committee was **South East**)
- **1** was a decision where the officer's and the committee (**North West**) agreed to refuse

Costs for the allowed appeal decisions

Of the **24** allowed and delegated decisions

- **2** appeals had an application for a **full award of costs** by the appellants against MDC **refused**

Appeal Decisions Part Allowed Part Dismissed -2

- **2** were delegated decisions

Costs for the allowed appeal decisions

- **N/A**