

Planning Performance Report

2022

PS1 Delta Essex Local Authority Summary APPENDIX 1

2022 Q1

Local planning authority	Apps received	Apps decided	Apps withdrawn	Apps decisions delegated	Apps decisions delegated %	Apps given an extension of time
Chelmsford	491	408	15	404	99%	49
Colchester	419	356	23	352	99%	143
Uttlesford	406	363	18	353	97%	108
Braintree	366	362	29	346	96%	173
Southend-on-Sea	333	324	11	309	95%	125
Brentwood	274	214	18	211	99%	74
Tendring	258	253	17	226	89%	114
Basildon	248	194	9	188	97%	56
Rochford	232	192	2	185	96%	62
Thurrock	217	231	12	221	96%	106
Maldon	190	160	7	155	97%	32
Castle Point	166	132	2	130	98%	11
Harlow	77	65	3	62	95%	26
Total	3677	3254	166	3142	97%	1079

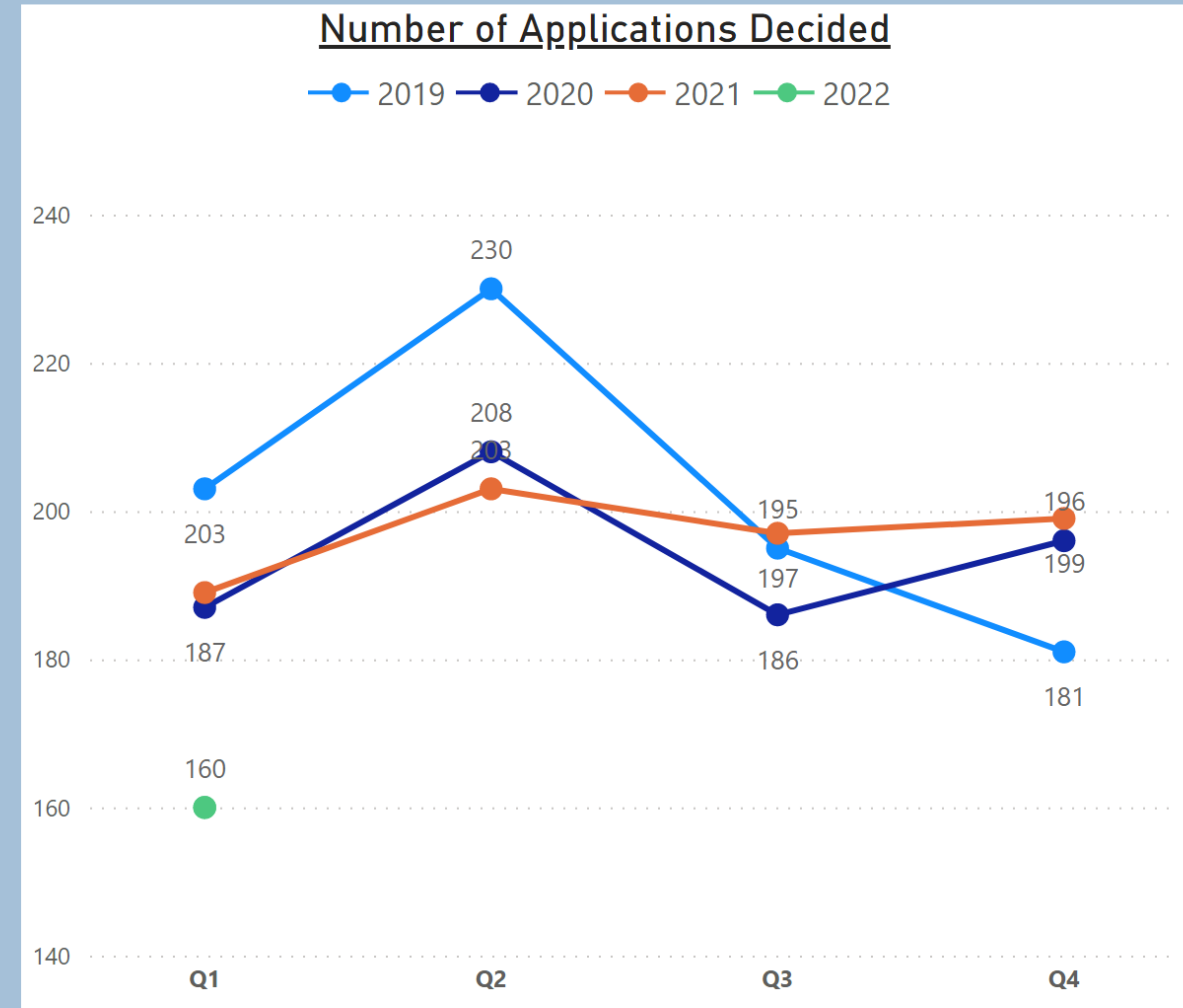
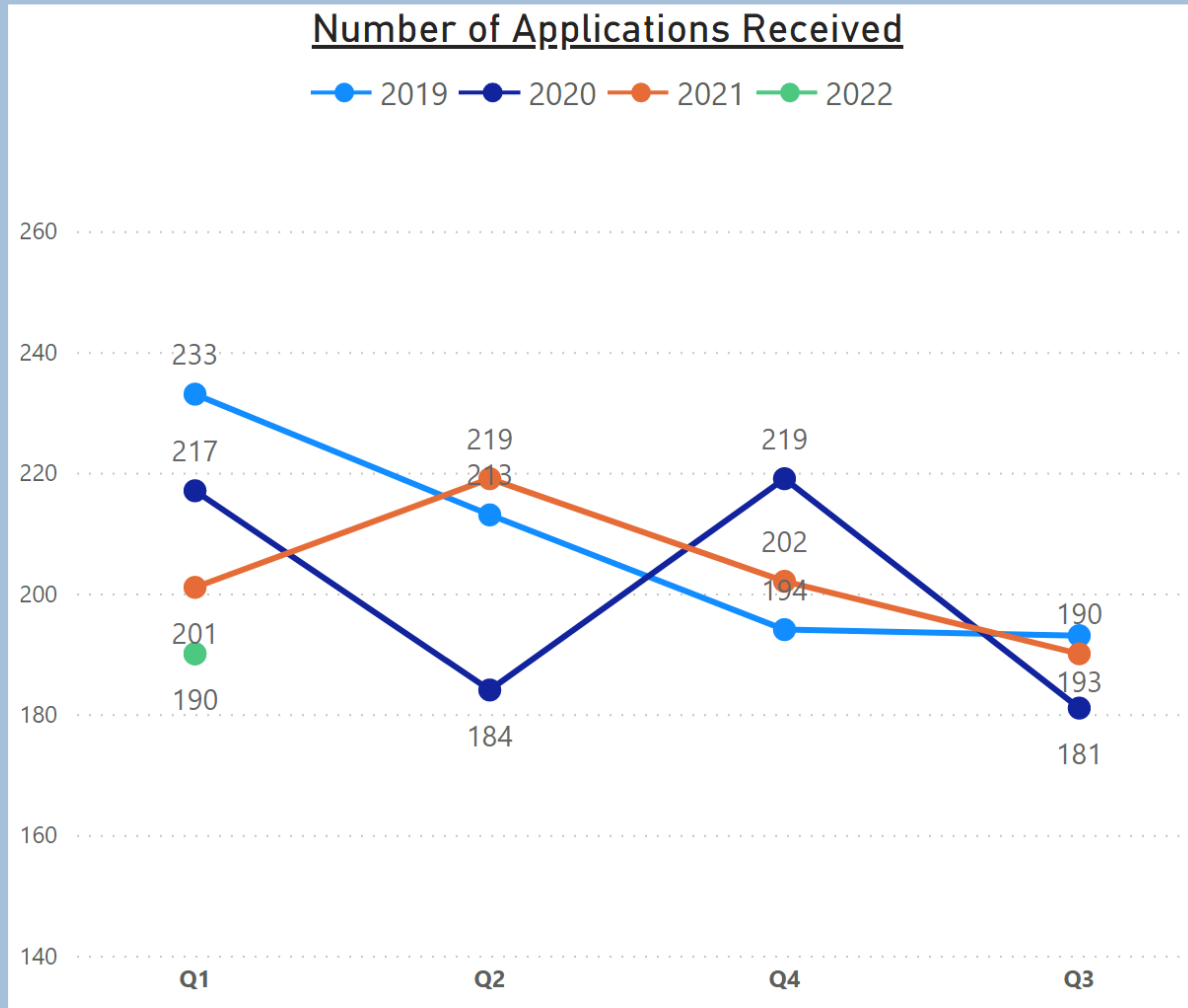
This data set provides a summary of information for a range of applications types.

The overall UK delegation decision rate was 96% for Q1

The overall East of England delegation decision rate was 95% for Q1

PS1 Delta Maldon

APPENDIX 1



This data set provides a Maldon ONLY overview for a range of applications received and decided

PS2 Delta Essex Local Authority Summary

APPENDIX 1

2022 Q1

Local planning authority	Total decisions grand total (all)	Total granted grand total (all)	% Granted (all)	Total decided in time	% Decided in time (all)
Rochford	192	160	83%	139	72%
Basildon	194	125	64%	147	76%
Tendring	253	227	90%	211	83%
Braintree	362	301	83%	321	89%
Maldon	160	99	62%	144	90%
Chelmsford	408	342	84%	381	93%
Uttlesford	363	283	78%	341	94%
Harlow	65	57	88%	62	95%
Castle Point	132	96	73%	129	98%
Colchester	356	315	88%	350	98%
Southend-on-Sea	324	243	75%	319	98%
Thurrock	231	144	62%	229	99%
Brentwood	214	170	79%	213	100%

This data set covers applications decided, granted & whether they were decided in time for a range of applications, including residential & commercial applications.

The UK percentage granted rate was 87%, and for decisions made in time was 83% for Q1

The East of England was 85% for both percentage granted and for decisions made in time was 85% for Q1

Maldon District Council Operational Target - >90%

PS2 Delta Essex Local Authority Summary

APPENDIX 1

2022 Q1 - Granted % for Minor/Major/Other

Local planning authority	Total decisions major	Total granted major	% Granted (major)
Chelmsford	8	8	100%
Colchester	10	10	100%
Rochford	8	8	100%
Southend-on-Sea	4	4	100%
Thurrock	5	5	100%
Tendring	11	9	82%
Braintree	23	17	74%
Basildon	8	5	63%
Brentwood	2	1	50%
Uttlesford	8	4	50%
Maldon	7	3	43%
Castle Point	0	0	
Harlow	0	0	

Local planning authority	Total decisions minor	Total granted minor	% Granted (Minor)
Harlow	15	15	100%
Tendring	85	67	79%
Rochford	42	32	76%
Colchester	83	63	76%
Chelmsford	82	61	74%
Brentwood	44	32	73%
Braintree	91	65	71%
Southend-on-Sea	92	64	70%
Uttlesford	95	65	68%
Basildon	41	25	61%
Maldon	57	32	56%
Castle Point	20	11	55%
Thurrock	38	20	53%

Local planning authority	Total decisions (other)	Total granted (other)	% Granted (Other)
Basildon	145	95	66%
Braintree	248	219	88%
Brentwood	168	137	82%
Castle Point	112	85	76%
Chelmsford	318	273	86%
Colchester	263	242	92%
Harlow	50	42	84%
Maldon	96	64	67%
Rochford	142	120	85%
Southend-on-Sea	228	175	77%
Tendring	157	151	96%
Thurrock	188	119	63%
Uttlesford	260	214	82%

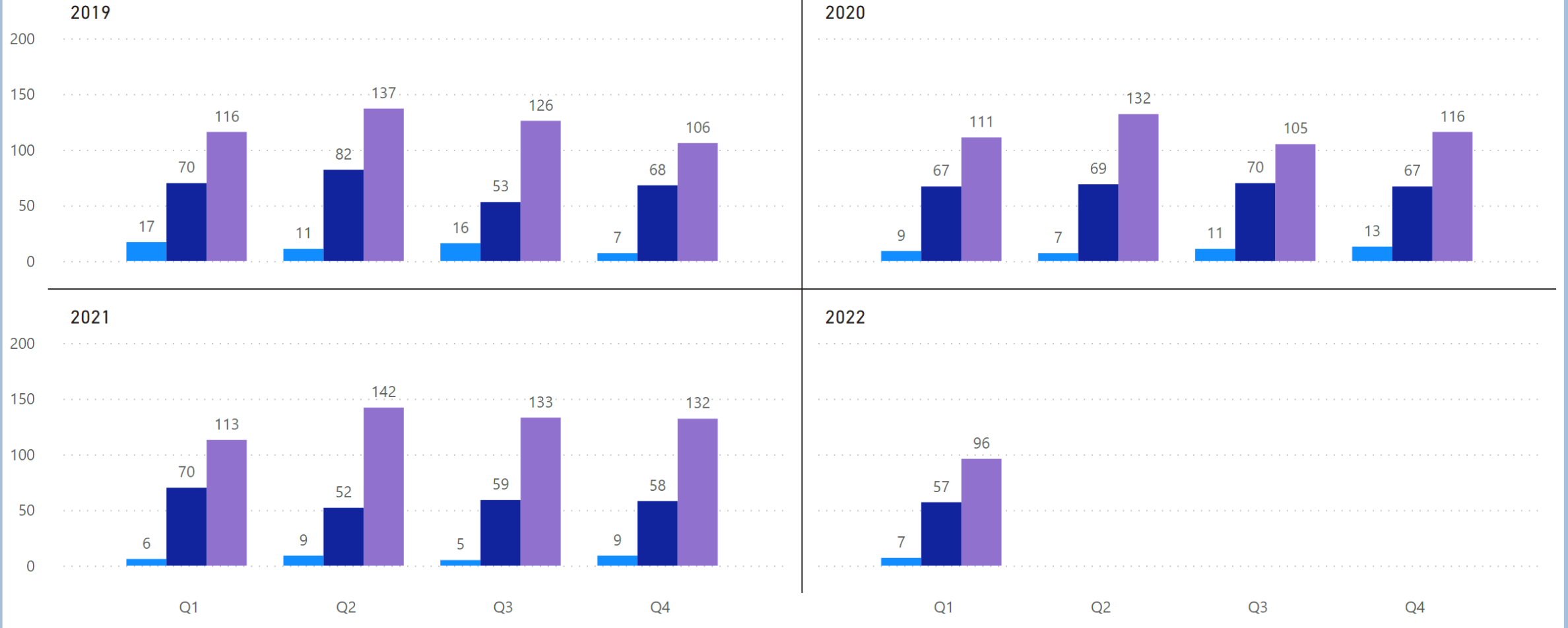
This data set covers a split or Minor, Major or Other applications decided & granted

PS2 Delta - Maldon

APPENDIX 1

Number of applications decided

● Total decisions major ● Total decisions minor ● Total decisions other



PS2 Delta Essex Local Authority Summary

APPENDIX 1

2022 Q1 - In time % for Minor/Major/Other

Local planning authority	Total decisions major	Total decided in time Major	in time % Major
Brentwood	2	2	100%
Colchester	10	10	100%
Rochford	8	8	100%
Southend-on-Sea	4	4	100%
Thurrock	5	5	100%
Braintree	23	22	96%
Basildon	8	7	88%
Chelmsford	8	7	88%
Uttlesford	8	7	88%
Maldon	7	6	86%
Tendring	11	9	82%
Castle Point	0	0	0%
Harlow	0	0	0%

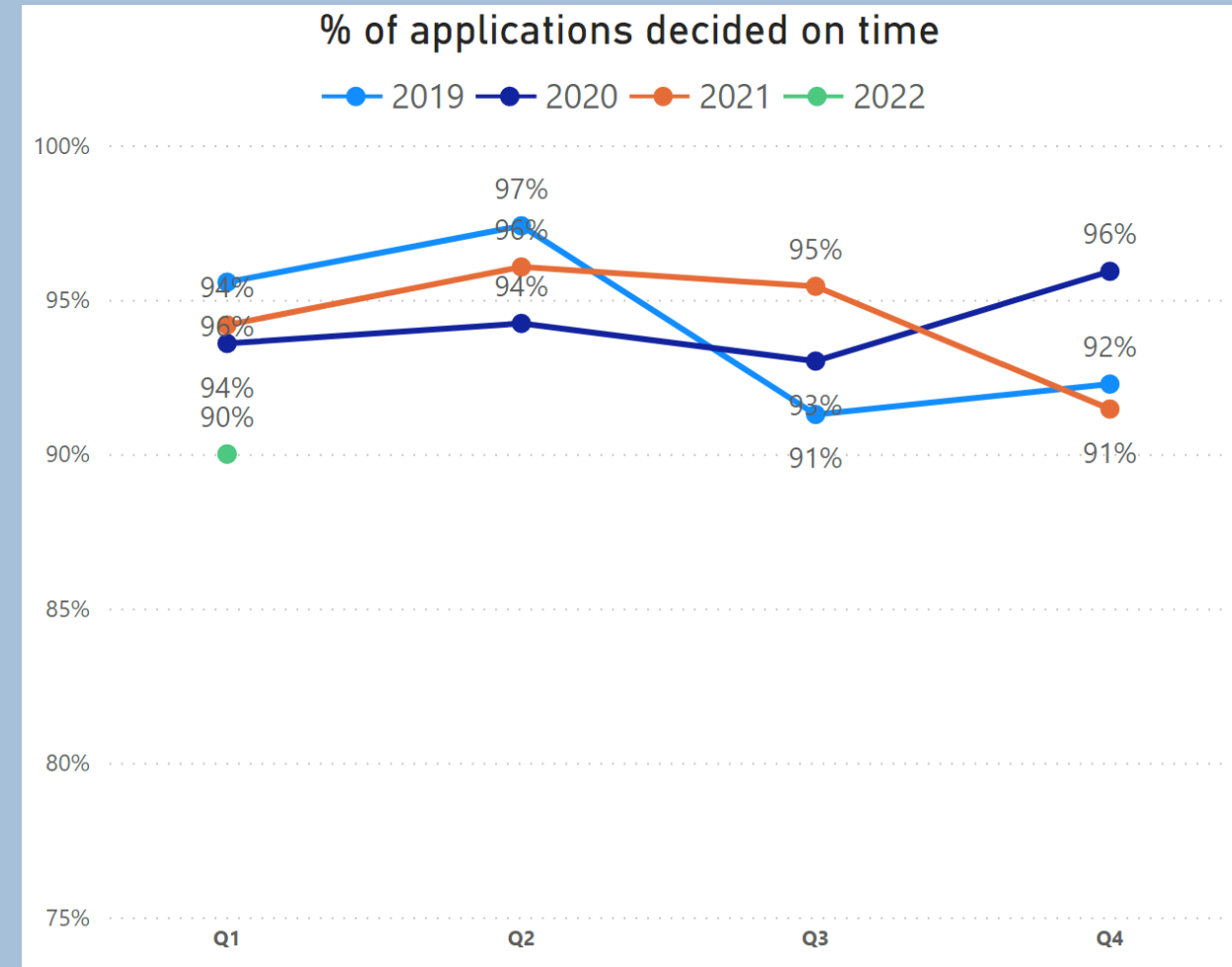
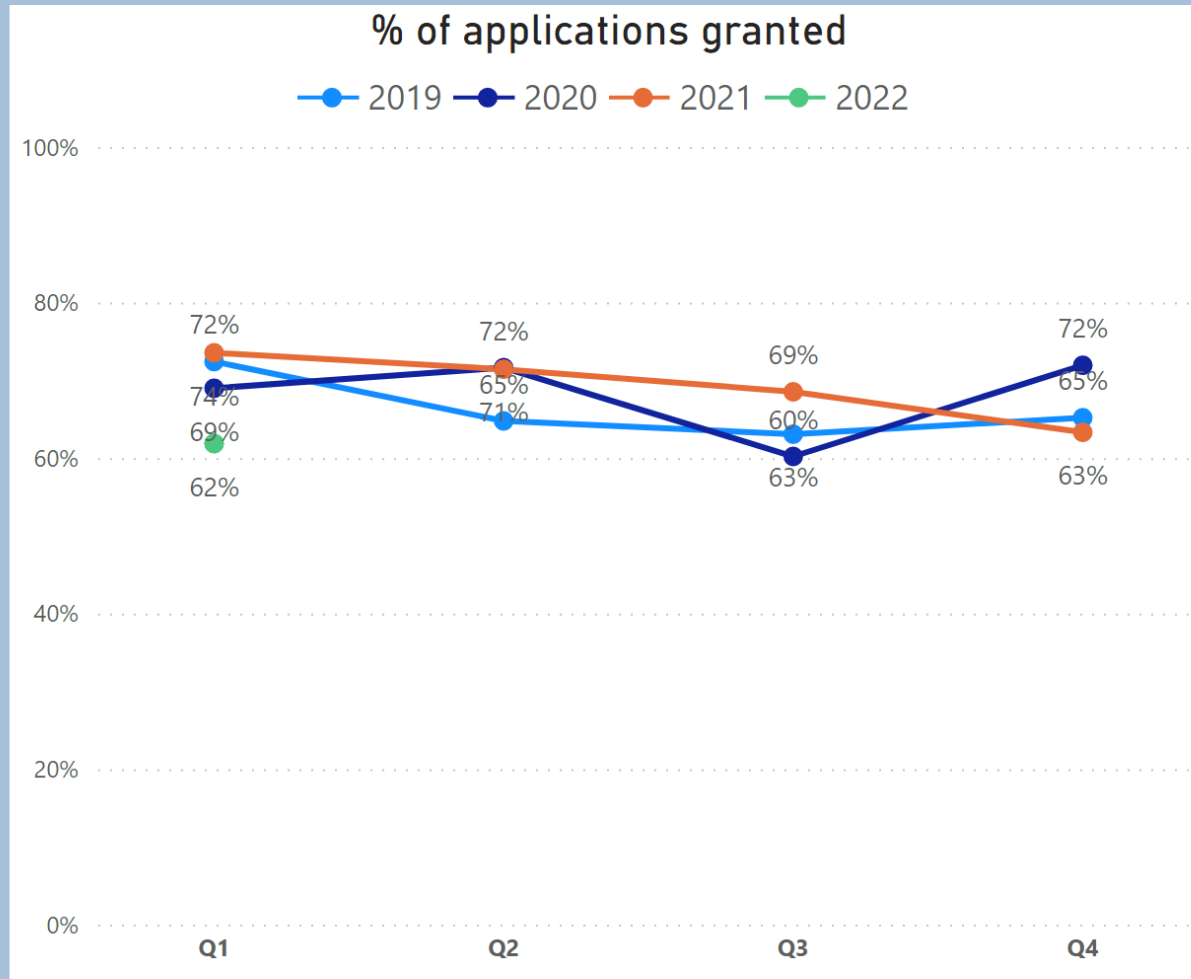
Local planning authority	Total decisions minor	Total Decided in time Minor	in time % Minor
Brentwood	44	44	100%
Southend-on-Sea	92	90	98%
Colchester	83	81	98%
Thurrock	38	37	97%
Castle Point	20	19	95%
Harlow	15	14	93%
Uttlesford	95	87	92%
Maldon	57	50	88%
Chelmsford	82	71	87%
Braintree	91	78	86%
Tendring	85	60	71%
Basildon	41	26	63%
Rochford	42	17	40%

Local planning authority	Total decisions (other)	Total Decided in time Other	in time % Other
Thurrock	188	187	99%
Brentwood	168	167	99%
Southend-on-Sea	228	225	99%
Colchester	263	259	98%
Castle Point	112	110	98%
Harlow	50	48	96%
Chelmsford	318	303	95%
Uttlesford	260	247	95%
Maldon	96	88	92%
Tendring	157	142	90%
Braintree	248	221	89%
Rochford	142	114	80%
Basildon	145	114	79%

This data set covers a split or Minor, Major or Other applications decided & whether they were in time

PS2 Delta - Maldon

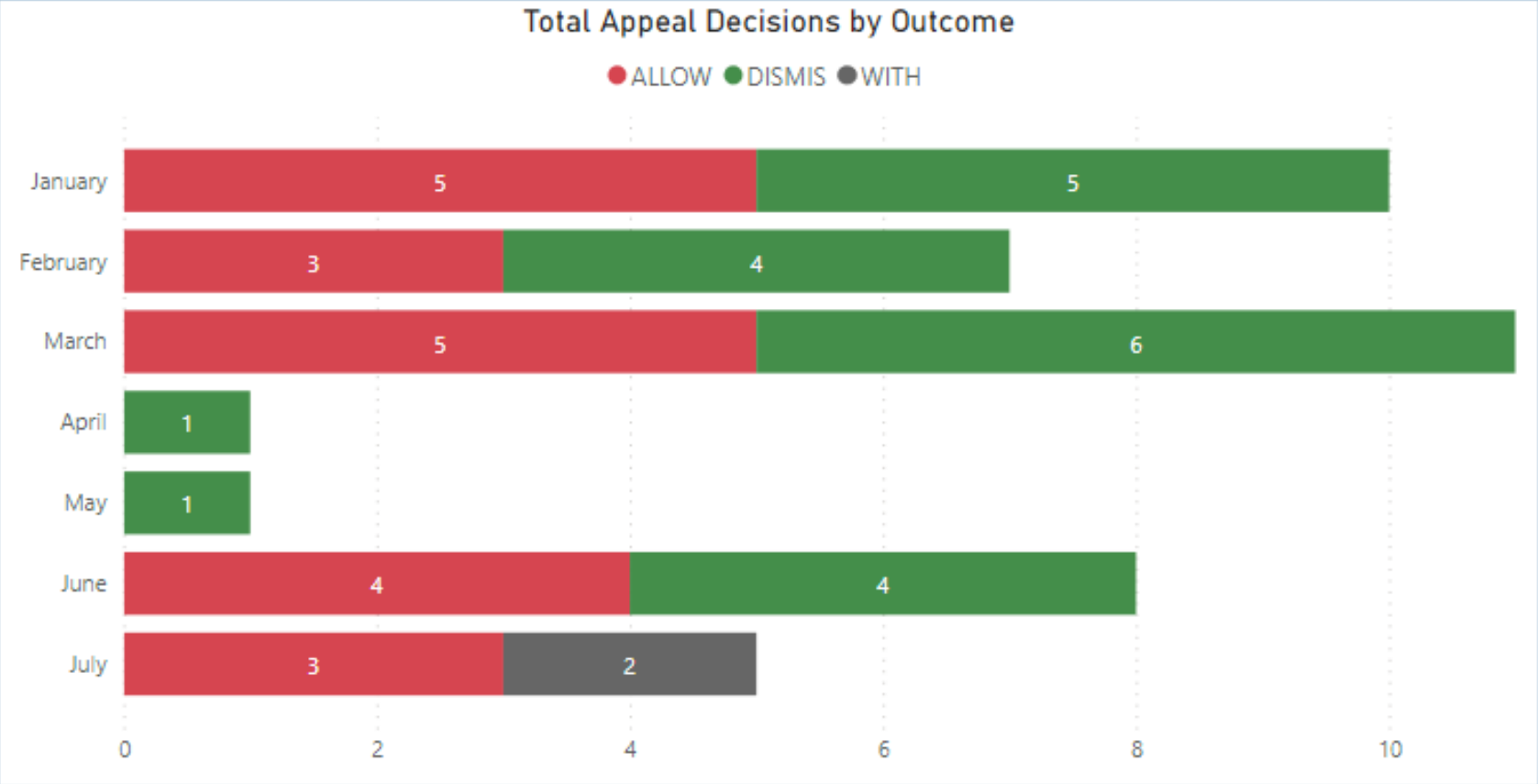
APPENDIX 1



This data set covers Maldon ONLY applications decided split by Minor, Major or Other, along with granted % & decided in time % rates

Appeals

This data covers the appeal decisions received, any award costs & decision source of recommendation for the period of January 2022 to July 2022



Appeals - Further Information

APPENDIX 1

Appeal Decisions Dismissed.- 21

- **19** were delegated decisions
- **1** was a decision to **overturn** at committee the officer's recommendation to approve (the committee was **Maldon North**)
- **1** was a decision where the officer's and the committee (**Central**) agreed to refuse

Costs for the dismissed appeal decisions

Of the **19** dismissed and delegated decisions

- **1** appeal had an application for a **full award of costs** by the appellant against MDC **allowed (Appeal 1)**
- **1** appeal had an application for a **full award of costs** by the appellant against MDC **refused**

Of the **1** dismissed and overturned decision

- **1** appeal had an application for a **full award of costs** by the appellant against MDC **refused**

Appeal Decisions Allowed -20

- **17** were delegated decisions
- **3** were decisions to **overturn** at committee the officer's recommendation to approve (**1x SE. 1x NW, 1x District**)

Costs for the allowed appeal decisions

Of the **17** allowed and delegated decisions

- **2** appeals had an application for a **full award of costs** by the appellant against MDC **refused**
- **1** appeal had an application for a **full award of costs** by the appellant against MDC **allowed (Appeal 2)**

Of the **3** allowed and overturned decisions

- **1** appeal had an application for a **full award of costs** by the appellant against MDC **refused**
- **2** appeals had an application for a **full award of costs** by the appellant against MDC **allowed (Appeal's 3 and 4)**

Appeal Costs

APPENDIX 1

Appeal 1

Delegated refusal and **dismissed** at appeal – full award cost allowed for appellant

20/01005/OUT - Land Adjacent Caxton Pride, Hackmans Lane, Purleigh

Amount £3824

Appeal 2

Delegated refusal and **allowed** at appeal – full award of costs allowed for appellant

20/01211/FUL – Highfields, Maldon Road, Bradwell

Amount: Awaiting Conformation

Appeal 3

SE committee Overturned officer recommendation to approve and **allowed** at appeal - full award of costs allowed for appellant

21/00075/OUTM – Land 250m North of 16a Maldon Road, BOC

Amount: £213,374.65 exc VAT

Appeal 4

District committee Overturned officer recommendation to approve and **allowed** at appeal - full award of costs allowed for appellant

20/01166/FUL – Land South of Charwood & East of Orchard House, Stoney Hills, BOC

Amount: £6457.50 exc VAT